



Centre for Agriculture and Rural Development



# Inter State Farmers Training and Exposure Visit Programmes

under ATMA, NHM and other schemes

on

## AGRICULTURE, HORTICULTURE AND LIVESTOCK







# Centre for Agriculture and Rural Development

***We bring hope***



[www.card.org.in](http://www.card.org.in)



## FROM DIRECTOR'S DESK



Government of India initiated the extension reforms programs in agriculture a long time ago. But it was only schemes like ATMA, NHM and HTM that really proved to be a watershed in the Agri Extension programmes. These schemes were mainly based on the concept of "Seeing is Believing". The farmers, through the medium of Demos, Melas, Training and Tours, are acquainted with the agricultural techniques practised elsewhere and based on the results they get motivated to replicate the same in their farms. So far, the Technology Exposure Tours have been found to be the best source of informal learning for the farmers. So, these schemes have helped farmers not only raising the farm productivity- both quantitatively and qualitatively, but also have become the prime reason in improving economic conditions of farmers with added advantage of capacity building.

Centre for Agriculture and Rural Development, a National level non-profit organization is on the forefront of addressing the multitude of issues concerning agriculture, environment and society at large. The organization, among many other endeavors concerning farmers, also focuses on organizing and mobilizing communities to local as well as external resources for social, educational, environmental, technological and developmental interventions. CARD also undertakes training, capacity building and exposure visits by organizing business and technical seminars, workshops, technology tours and agro fairs to different parts of the country.

CARD is the only national level organization, conducting farmers' technology tours on behalf of various State Governments and District Authorities. CARD has successfully executed a large number of farmers' exposure visits cum training programs for a number of states and agencies. CARD has developed over 45 tour modules and 12 training programs, suiting the needs of farmers belonging to different agro-climatic conditions, cropping husbandry and situations for improved cropping practices, modern technology etc. CARD has already identified Institutes of excellence, model farms and progressive/ innovative farmers for the tours, for instance Gujarat tour for cotton crop, Maharashtra tour for Horticulture, Rice tour to PAU Punjab and so on.

The Organization has been successful with its various endeavours in giving a fillip to the widening technology gap that is widely seen among practising farmers as the single most important reason for low productivity. CARD has now evolved into a beacon of knowledge for those farmers seeking information and technology and is continually striving to provide a better options for farmers through farm diversification by exposing them to improved practices in organic farming, Horticulture production, Farm mechanization, Medicinal & Aromatic plants cultivation, post harvest management, value addition etc. CARD has brought out this detailed booklet furnishing all the relevant information about the tour modules which will be a valuable guide for all those seeking a betterment of their existing system of production, post harvest and farm profitability. It is hoped that this will serve as a comprehensive guide to help bridge the technology gaps and in achieving an evergreen revolution.

We therefore request all the Commissioners and Directors of Agriculture, Horticulture, Animal Husbandry and District Magistrates, Collectors, Heads of ATMA, NHM, HTM, Project Directors / concerned Agriculture officers and or Heads of various institutions, agencies to seize this opportunity for the development of agriculture, horticulture and livestock in their respective regions / districts and for a higher degree of capacity building among the farmers with exposure to the latest technology and knowledge. This will make a sure difference in the farmers' livelihood/ living standards and overall sustainable agriculture development.

A handwritten signature in dark ink, appearing to read 'Dr. MJ Khan'.

**Dr. MJ Khan**  
(Director, CARD)





# CONTENTS

## Training and Exposure Visit Modules

### Thematic Tours

Integrated Cropping System	08
Integrated Nutrients Management	09
Integrated Pest Management	10
Precision Farming	11
Farm Mechanisation	12
Agri-Horti Technologies	13
ICT in Agriculture	14
Agriculture Marketing	15
Agriculture Technologies	16
Organic Farming - Maharashtra	17
Organic Farming - MP	18
Post Harvest Management	19

### Agriculture Tours

Punjab Rice Farming	22
Andhra Pradesh	23
Wheat	24
Rice	25
Maize	26
Groundnut	27
Rapeseed (Mustard)	28
Oilseed Crops	29
Pulses	30
Cotton	31
Sugar Cane	32
Advanced Agro Technologies, Pantnagar	33

### Horticulture Tours

Himachal Pradesh	36
Maharashtra	37
Karnataka	38
Kerala	39
Mango	40
Banana	41
Citrus	42
Litchi	43
Stone Fruits	44
Passion Fruit	45
Potato	46
Off Season Vegetables	47

Mushroom	48
Medicinal Plants	49
Vegetable Seed Production	50
Canopy Management in Horticulture	51
Advanced Horticulture	52
Nursery Management in Horticulture	53
Mulching in Horticulture	54
Tissue Culture & Micro Irrigation	55
Floriculture	56
Floriculture	57

### Livestock Tours

Honey Bee Farming - Solan	60
Honey Bee Farming - Pune	61
Dairy Management	62
Dairy Farming	63
Fisheries	64
Sericulture	65
Poultry Management	66
Poultry Farming	67
Goatry	68

### Technical Partners

About CARD	70
------------	----

Costs and Packages	74
--------------------	----

Booking and Response Form	75-76
---------------------------	-------

### Advanced Training on Horti/Agri Management

PHM and Value Addition	78
Management of Extension System	79
High Value Cropping and Diversification of Agriculture	80
Agriculture & Horticulture Marketing	81
Climate Change & Agri. Management	82
ICT in Agriculture/Horticulture	83
Codex standards for Agriculture / Horticulture exports	84
Value Addition and Agribusiness	85

About IABM	86
------------	----

Our Patrons	89
-------------	----

Training Booking Form	91-92
-----------------------	-------





## Glimpses of CARD's Exposure & Training Programs





# TESTIMONIALS

**ASSAM STATE AGRICULTURAL MARK**  
BARRISHMA MISSION ROAD, ULUBI  
GUWAHATI - 781 007

No. ASAM/3/Dev/14/2008-09/19

From: Mr. D. Baruah,  
Chief Executive Officer

To: The Director,  
Centre for Agriculture & Rural Development  
A-15, 2nd Floor, Sector-13,  
Noida, Uttar Pradesh.

Sub: New State Farmers' Horticulture Study Tour

Sir,

In acknowledgement to your letter under  
Ref: 2 points of reference regarding 30 persons  
programme for the State of Punjab and Kerala  
this office takes note of the tentative dates for it.

Yours faithfully,  
D. Baruah  
Chief Executive Officer

20/08/2008

21/08/2008

22/08/2008

23/08/2008

24/08/2008

25/08/2008

26/08/2008

27/08/2008

28/08/2008

29/08/2008

30/08/2008

31/08/2008

01/09/2008

02/09/2008

03/09/2008

04/09/2008

05/09/2008

06/09/2008

07/09/2008

08/09/2008

09/09/2008

10/09/2008

11/09/2008

12/09/2008

13/09/2008

14/09/2008

15/09/2008

16/09/2008

17/09/2008

18/09/2008

19/09/2008

20/09/2008

21/09/2008

22/09/2008

23/09/2008

24/09/2008

25/09/2008

26/09/2008

27/09/2008

28/09/2008

29/09/2008

30/09/2008

01/10/2008

02/10/2008

03/10/2008

04/10/2008

05/10/2008

06/10/2008

07/10/2008

08/10/2008

09/10/2008

10/10/2008

11/10/2008

12/10/2008

13/10/2008

14/10/2008

15/10/2008

16/10/2008

17/10/2008

18/10/2008

19/10/2008

20/10/2008

21/10/2008

22/10/2008

23/10/2008

24/10/2008

25/10/2008

26/10/2008

27/10/2008

28/10/2008

29/10/2008

30/10/2008

31/10/2008

01/11/2008

02/11/2008

03/11/2008

04/11/2008

05/11/2008

06/11/2008

07/11/2008

08/11/2008

09/11/2008

10/11/2008

11/11/2008

12/11/2008

13/11/2008

14/11/2008

15/11/2008

16/11/2008

17/11/2008

18/11/2008

19/11/2008

20/11/2008

21/11/2008

22/11/2008

23/11/2008

24/11/2008

25/11/2008

26/11/2008

27/11/2008

28/11/2008

29/11/2008

30/11/2008

01/12/2008

02/12/2008

03/12/2008

04/12/2008

05/12/2008

06/12/2008

07/12/2008

08/12/2008

09/12/2008

10/12/2008

11/12/2008

12/12/2008

13/12/2008

14/12/2008

15/12/2008

16/12/2008

17/12/2008

18/12/2008

19/12/2008

20/12/2008

21/12/2008

22/12/2008

23/12/2008

24/12/2008

25/12/2008

26/12/2008

27/12/2008

28/12/2008

29/12/2008

30/12/2008

31/12/2008

01/01/2009

02/01/2009

03/01/2009

04/01/2009

05/01/2009

06/01/2009

07/01/2009

08/01/2009

09/01/2009

10/01/2009

11/01/2009

12/01/2009

13/01/2009

14/01/2009

15/01/2009

16/01/2009

17/01/2009

18/01/2009

19/01/2009

20/01/2009

21/01/2009

22/01/2009

23/01/2009

24/01/2009

25/01/2009

26/01/2009

27/01/2009

28/01/2009

29/01/2009

30/01/2009

31/01/2009

01/02/2009

02/02/2009

03/02/2009

04/02/2009

05/02/2009

06/02/2009

07/02/2009

08/02/2009

09/02/2009

10/02/2009

11/02/2009

12/02/2009

13/02/2009

14/02/2009

15/02/2009

16/02/2009

17/02/2009

18/02/2009

19/02/2009

20/02/2009

21/02/2009

22/02/2009

23/02/2009

24/02/2009

25/02/2009

26/02/2009

27/02/2009

28/02/2009

29/02/2009

30/02/2009

01/03/2009

02/03/2009

03/03/2009

04/03/2009

05/03/2009

06/03/2009

07/03/2009

08/03/2009

09/03/2009

10/03/2009

11/03/2009

12/03/2009

13/03/2009

14/03/2009

15/03/2009

16/03/2009

17/03/2009

18/03/2009

19/03/2009

20/03/2009

21/03/2009

22/03/2009

23/03/2009

24/03/2009

25/03/2009

26/03/2009

27/03/2009

28/03/2009

29/03/2009

30/03/2009

31/03/2009

01/04/2009

02/04/2009

03/04/2009

04/04/2009

05/04/2009

06/04/2009

07/04/2009

08/04/2009

09/04/2009

10/04/2009

11/04/2009

12/04/2009

13/04/2009

14/04/2009

15/04/2009

16/04/2009

17/04/2009

18/04/2009

19/04/2009

20/04/2009

21/04/2009

22/04/2009

23/04/2009

24/04/2009

25/04/2009

26/04/2009

27/04/2009

28/04/2009

29/04/2009

30/04/2009

01/05/2009

02/05/2009

03/05/2009

04/05/2009

05/05/2009

06/05/2009

07/05/2009

08/05/2009

09/05/2009

10/05/2009

11/05/2009

12/05/2009

13/05/2009

14/05/2009

15/05/2009

16/05/2009

17/05/2009

18/05/2009

19/05/2009

20/05/2009

21/05/2009

22/05/2009

23/05/2009

24/05/2009

25/05/2009

26/05/2009

27/05/2009

28/05/2009

29/05/2009

30/05/2009

31/05/2009

01/06/2009

02/06/2009

03/06/2009

04/06/2009

05/06/2009

06/06/2009

07/06/2009

08/06/2009

09/06/2009

10/06/2009

11/06/2009

12/06/2009

13/06/2009

14/06/2009

15/06/2009

16/06/2009

17/06/2009

18/06/2009

19/06/2009

20/06/2009

21/06/2009

22/06/2009

23/06/2009

24/06/2009

25/06/2009

26/06/2009

27/06/2009

28/06/2009

29/06/2009

30/06/2009

01/07/2009

02/07/2009

03/07/2009

04/07/2009

05/07/2009

06/07/2009

07/07/2009

08/07/2009

09/07/2009

10/07/2009

11/07/2009

12/07/2009

13/07/2009

14/07/2009

15/07/2009

16/07/2009

17/07/2009

18/07/2009

19/07/2009

20/07/2009

21/07/2009

22/07/2009

23/07/2009

24/07/2009

25/07/2009

26/07/2009

27/07/2009

28/07/2009

29/07/2009

30/07/2009

31/07/2009

01/08/2009

02/08/2009

03/08/2009

04/08/2009

05/08/2009

06/08/2009

07/08/2009

08/08/2009

09/08/2009

10/08/2009

11/08/2009

12/08/2009

13/08/2009

14/08/2009

15/08/2009

16/08/2009

17/08/2009

18/08/2009

19/08/2009

20/08/2009

21/08/2009

22/08/2009

23/08/2009

24/08/2009

25/08/2009

26/08/2009

27/08/2009

28/08/2009

29/08/2009

30/08/2009

31/08/2009

01/09/2009

02/09/2009

03/09/2009

04/09/2009

05/09/2009

06/09/2009

07/09/2009

08/09/2009

09/09/2009

10/09/2009

11/09/2009

12/09/2009

13/09/2009

14/09/2009

15/09/2009

16/09/2009

17/09/2009

18/09/2009

19/09/2009

20/09/2009

21/09/2009

22/09/2009

23/09/2009

24/09/2009

25/09/2009

26/09/2009

27/09/2009

28/09/2009

29/09/2009

30/09/2009

01/10/2009

02/10/2009

03/10/2009

04/10/2009

05/10/2009

06/10/2009

07/10/2009

08/10/2009

09/10/2009

10/10/2009

11/10/2009

12/10/2009

13/10/2009

14/10/2009

15/10/2009

16/10/2009

17/10/2009

18/10/2009

19/10/2009

20/10/2009

21/10/2009

22/10/2009

23/10/2009

24/10/2009

25/10/2009

26/10/2009

27/10/2009

28/10/2009

29/10/2009

30/10/2009

31/10/2009

01/11/2009

02/11/2009

03/11/2009

04/11/2009

05/11/2009

06/11/2009

07/11/2009

08/11/2009

09/11/2009

10/11/2009

11/11/2009

12/11/2009

13/11/2009

14/11/2009

15/11/2009

16/11/2009

17/11/2009

18/11/2009

19/11/2009

20/11/2009

21/11/2009

22/11/2009

23/11/2009

24/11/2009

25/11/2009

26/11/2009

27/11/2009

28/11/2009

29/11/2009

30/11/2009

01/12/2009

02/12/2009

03/12/2009

04/12/2009

05/12/2009

06/12/2009

07/12/2009

08/12/2009

09/12/2009

10/12/2009

11/12/2009

12/12/2009

13/12/2009

14/12/2009

15/12/2009

16/12/2009

17/12/2009

18/12/2009

19/12/2009

20/12/2009

21/12/2009

22/12/2009

23/12/2009

24/12/2009

25/12/2009

26/12/2009

27/12/2009

28/12/2009

29/12/2009

30/12/2009

31/12/2009

01/01/2010

02/01/2010

03/01/2010

04/01/2010

05/01/2010

06/01/2010

07/01/2010

08/01/2010

09/01/2010

10/01/2010

11/01/2010

12/01/2010

13/01/2010

14/01/2010

15/01/2010

16/01/2010

17/01/2010

18/01/2010

19/01/2010

20/01/2010

21/01/2010

22/01/2010

23/01/2010

24/01/2010

25/01/2010

26/01/2010

27/01/2010

28/01/2010

29/01/2010

30/01/2010

31/01/2010

01/02/2010

02/02/2010

03/02/2010

04/02/2010

05/02/2010

06/02/2010

07/02/2010

08/02/2010

09/02/2010

10/02/2010

11/02/2010

12/02/2010

13/02/2010

14/02/2010

15/02/2010

16/02/2010

17/02/2010

18/02/2010

19/02/2010

20/02/2010

21/02/2010

22/02/2010

23/02/2010

24/02/2010

25/02/2010

26/02/2010

27/02/2010

28/02/2010

29/02/2010

30/02/2010

01/03/2010

02/03/2010

03/03/2010

04/03/2010

05/03/2010

06/03/2010

07/03/2010

08/03/2010

09/03/2010

10/03/2010

11/03/2010

12/03/2010

13/03/2010

14/03/2010

15/03/2010

16/03/2010

17/03/2010

18/03/2010

19/03/2010

20/03/2010

21/03/2010

22/03/2010

23/03/2010

24/03/2010

25/03/2010

26/03/2010

27/03/2010

28/03/2010

29/03/2010

30/03/2010

31/03/2010

01/04/2010

02/04/2010

03/04/2010

04/04/2010

05/04/2010

06/04/2010

07/04/2010

08/04/2010

09/04/2010

10/04/2010

11/04/2010

12/04/2010

13/04/2010

14/04/2010

15/04/2010

16/04/2010

17/04/2010

18/04/2010

19/04/2010

20/04/2010

21/04/2010

22/04/2010

23/04/2010

24/04/2010

25/04/2010

26/04/2010

27/04/2010

28/04/2010

29/04/2010

30/04/2010

01/05/2010

02/05/2010

03/05/2010

04/05/2010

05/05/2010

06/05/2010

07/05/2010

08/05/2010

09/05/2010

10/05/2010

11/05/2010

12/05/2010

13/05/2010

14/05/2010

15/05/2010

16/05/2010

17/05/2010

18/05/2010

19/05/2010

20/05/2010

21/05/2010

22/05/2010

23/05/2010

24/05/2010

25/05/2010

26/05/2010

27/05/2010

28/05/2010

29/05/2010

30/05/2010

31/05/2010

01/06/2010

02/06/2010

03/06/2010

04/06/2010

05/06/2010

06/06/2010

07/06/2010

08/06/2010

09/06/2010

10/06/2010

11/06/2010

12/06/2010

13/06/2010

14/06/2010

15/06/2010

16/06/2010

17/06/2010

18/06/2010

19/06/2010

20/06/2010

21/06/2010

22/06/2010

23/06/2010

24/06/2010

25/06/2010

26/06/2010

27/06/2010

28/06/2010

29/06/2010

30/06/2010

01/07/2010

02/07/2010

03/07/2010

04/07/2010

05/07/2010

06/07/2010

07/07/2010

08/07/2010

09/07/2010

10/07/2010

11/07/2010

12/07/2010

13/07/2010

14/07/2010

15/07/2010

16/07/2010

17/07/2010

18/07/2010

19/07/2010

20/07/2010

21/07/2010

22/07/2010

23/07/2010

24/07/2010

25/07/2010

26/07/2010

27/07/2010

28/07/2010

29/07/2010

30/07/2010

31/07/2010

01/08/2010

02/08/2010

03/08/2010

04/08/2010

05/08/2010

06/08/2010

07/08/2010

08/08/2010

09/08/2010

10/08/2010

11/08/2010

12/08/2010

13/08/2010

14/08/2010

15/08/2010

16/08/2010

17/08/2010

18/08/2010

19/08/2010

20/08/2010

21/08/2010

22/08/2010

23/08/2010

24/08/2010

25/08/2010

26/08/2010

27/08/2010

28/08/2010

29/08/2010

30/08/2010

31/08/2010

01/09/2010

02/09/2010

03/09/2010

04/09/2010

05/09/2010

06/09/2010

07/09/2010

08/09/2010





# Thematic Tours





# Farmers Training cum Exposure Visit on INTEGRATED CROPPING SYSTEM

Tamil Nadu Agriculture University, Coimbatore



ICM is a system of crop production which conserves and enhances natural resources while producing food on an economically viable and sustainable foundation. It is based on a good understanding of the interactions between biology, environment and land management systems. ICM is particularly appropriate for small farmers because it aims to minimize dependence on purchased inputs and to make the fullest possible use of indigenous technical knowledge and land use practices. Modern agriculture must produce high yields. This is also possible when intensely cultivated fields alternate with natural habitats in which countless animal and plant species thrive. Integrated Crop Management aims to reconcile the economic demands on agriculture with environmental protection. The coexistence of agricultural land and wildlife sanctuaries is also an important aspect of this principle. The Tamil Nadu Agricultural University is

working on the aspects of ICM for better crop yield per hectare. TNAU has also successfully implemented the nationally famous Tamil Nadu Precision Farming Project. The Horticultural Research Station, Udahagamandalam, under TNAU is engaged in production of high quality vegetables under ICS. The seed production of temperate vegetables is taken up at State Horticultural Farm, Nanjanad.

## Highlights of the exposure visit:

1. To see high tech farming and use of Integrated Cropping System in Agri/Horti crops.
2. Training on new hybrids and varieties for different ecosystem.
3. Training on latest projects and research activities taking place in TNAU, Coimbatore.
4. Training and exposure to Precision Farming system

## Technical Study Tour visits:

1. Tamil Nadu Agriculture University, Coimbatore.
2. Horticulture Research Station Vijayanagaram, Ooty.
3. Farmers field nearby coimbatore.
4. Exposure visits to Tamil Nadu Precision Farming Project sites

## Expected outcomes of the event:

1. Adoption of advanced practices and use of improved varieties.
2. Awareness about Integrated Cropping System for major field crop.
3. Awareness about the ongoing projects and research activities in various institutes.
4. Adoption of resource management, ICT application and marketing linkages under precision farming system

## Tentative Itinerary:

### Day 1 & 2:

- Depart from state to Coimbatore, Tamil Nadu.
- Overnight at Coimbatore.

### Day 3: TNAU, Coimbatore.

- Visit to Tamil Nadu Agriculture University, Coimbatore
- Training on Integrated Farming Systems and their

applications

- Interaction with experts on farmers queries on practices to be followed.

### Day 4: TNAU, Coimbatore

- Training on agriculture extension management practices.
- Training on marketing and value chain in agri/horti sector.

### Day 5: TNAU, Coimbatore.

- Training on alternate cropping system for different crops.
- Interaction with faculty and training on ongoing projects at TNAU.
- Visit to TN Precision farming Project sites

### Day 6: TNAU, Coimbatore.

- Training on Integrated Pest Management.
- Training on modern technologies for more productivity per hectare.
- Imparting knowledge on major crops grown in the area.

### Day 7: HRS, Ooty.

- Visit to Horticulture Research Station, Ooty.
- Training on major crop grown in the area.
- Visit to botanical garden ooty.

### Day 8: Coimbatore.

- Visit to adjoining farmers fields for practical exposure to ICM.
- Interaction with farmers for packages and practices.
- Imparting knowledge on major crops grown in the area.

### Day 9: Coimbatore.

- Summing up of visit.
- A day for local travel to places of interest.

### Day 10: Back Journey.

- Back journey to state capital.





# Farmers Training cum Exposure Visit on INTEGRATED NUTRIENTS MANAGEMENT

Indian Institute of Soil Science, Bhopal

The combined use of different sources of plant nutrients i.e. organic, biological and inorganic amendments for the maintenance and improvement of soil fertility and plant nutrient supply at an optimum level for desired crop productivity. Unbalanced use of N:P:K have caused deleterious long term effects on soil fertility. In areas subjected to intensive cultivation, application of mere chemicals is not sufficient for sustaining the yields, and it also leads to deficiency in the soil of secondary nutrients and micronutrients which limit crop productivity. Use of organic manure, crop residue and biodegradable rural and urban waste not only supplement the chemical fertilizers but also increase the efficiency in nutrient supply, leading to improvement of physical and biological properties of the soil. The IPNMS helps to restore and sustain soil fertility and crop productivity. It may also help to check the emerging deficiency of nutrients other than NPK. It brings economy and efficiency in fertilizer use and favourably affects the physical, chemical and biological environment of soil (Singh and Yadav, 1992). It helps to produce fruits of high nutritional quality in sufficient quantity. The future production scenario, judicious use of chemical fertilizers in combination with organic source of nutrients may play an important role in improving soil health and also help to sustain optimum production of good quality fruits. In country like India to meet out the ever increasing demand of large population for food, we must go for organic farming. But use of organic and inorganic i.e. Integrated Nutrient Management is only the alternative to fulfill the target.



## Highlights of the Study Tour:

1. Visit of farmers to model organic farms to understand working with natural system
2. To learn about biological cycles within the farming system involving microorganisms, soil flora and fauna, plants and animals.
3. To maintain and increase the long term fertility of soil through INM techniques
4. To learn INM applications in various agricultural/horticultural crops and soil types
5. To understand the wider social, economic and ecological impact of the INM farming system.

## Technical Study Tour Visits:

1. Indian Institute of Soil Science, Bhopal
2. Field visits to see INM sites and organic farming models.

3. Centre of Organic Farming, Ghaziabad

## Expected Outcome of the event:

1. Adoption of localized INM recommendations, considering available nutrient sources.
2. To focus on using available nutrient resources more efficiently, effectively and sustainably than the past.
3. Assessment of agronomic productivity, economic profitability and ecological compatibility of packages.
4. To adopt large scale adaptive research and demonstration programs are required.

## Tentative Itinerary:

### Day 1:

- Depart from state to Bhopal

- Overnight at Bhopal.

### Day 2 & 3: Indian Institute of Soil Science, Bhopal

- Visit to Indian Institute of Soil Science
- Training on common package and practices followed for Integrated Nutrient Management
- Interaction with scientist for farmer's queries.
- Overnight at Bhopal

### Day 4: Indian Institute of Soil Science, Bhopal.

- Indian Institute of Soil Science, Bhopal
- Training on Integrated Nutrient Management practices
- Overnight in Bhopal

### Day 5: Indian Institute of Soil Science, Bhopal.

- Visit to adjoining farmer's field at Bhopal area for practical exposure
- Interaction with local farmers
- Overnight in Bhopal

### Day 6: Indian Institute of Soil Science, Bhopal.

- Training on soil testing
- Visit to local farms related to INM
- Overnight at Bhopal

### Day 7: Bhopal to New Delhi

- Depart from Bhopal to New Delhi
- Overnight in New Delhi

### Day 8: Centre for Organic Farming

- Visit to Centre For Organic Farming, Ghaziabad
- Visit to IARI, Pusa, New Delhi
- Visit to various departments of IARI, Pusa

### Day 9 & 10: Back Journey

- Return journey to state capital.





# Farmers Training cum Exposure Visit on INTEGRATED PEST MANAGEMENT

National Centre for IPM, Pusa Campus, New Delhi



Integrated Pest Management (IPM) is an integrated approach of crop management to solve pest problems in ecological system. These methods are performed in three stages: prevention, observation, and intervention. IPM programs use current, comprehensive information on the life cycles of pests and their interaction with the environment. The IPM approach can be applied to both agricultural and non-agricultural settings, such as the home, garden, and workplace. IPM takes advantage of all appropriate pest management options including, but not limited to, the judicious use of pesticides. In contrast, organic food production applies many of the same concepts as IPM but limits the use of pesticides to those that are produced from natural sources, as opposed to synthetic chemical. National Centre for Integrated Pest Management (NCIPM), a national research centre of Indian Council of Agricultural Research (ICAR), India was established in February, 1988 to cater to the emerg-

ing plant protection needs of different agro-ecological zones of the country. The activities of the centre extend across and beyond different disciplines and agencies to establish partnerships with SAU's, Government Agencies, Industries, NGOs and Farmers. NCIPM plans and conducts eco-friendly IPM research and development programmes, essentially required for sustainable agriculture.

## Highlights of the exposure visit:

- To study natural biological processes and materials which provide control, with minimal environmental impact, and often at low cost.
- Selecting varieties best for local growing conditions, and maintaining healthy crops, is the first line of defense, together with plant quarantine and 'cultural techniques.
- To study crop production practices that make crop environment less susceptible to pests
- To understand ETLs and when to use pesticides to keep pest population below economically damaging levels.

## Technical Study Tour visits:

- Visit to NCIPM, New Delhi
- Visit to IARI, Pusa Complex, New Delhi
- Visit to Central Insecticide Laboratory, Faridabad

## Expected outcomes of the event:

- Identification of key pests and beneficial organisms
- Defining the management unit, the Agro-ecosystem
- Development of management strategy, through judicious alternatives
- Establishment of Economic thresholds (loss & risks) levels in different crops
- Development of assessment techniques and use of biological methods
- Evolving description of predictive pest models

## Day 1 & 2:

- Travel from state capital to New Delhi.
- Overnight in New Delhi.

## Day 3: NCIPM, Pusa.

- Training on Integrated Pest Management
- Training on disease/pest management activities followed and make farmers aware about the disease resistant varieties developed in NCIPM, Pusa

- Overnight in Pusa.

## Day 4: NCIPM, Pusa.

- Imparting training on various pests and diseases in different crops
- Training on ETLs in different crops
- Overnight in Pusa.

## Day 5: NCIPM, Pusa.

- Training on biological methods of pest control
- Imparting knowledge to the farmers on judicious use of various techniques of pest management
- Overnight in Pusa.

## Day 6: New Delhi / Haryana:

- Visit to local farms in New Delhi and Haryana to see IPM at work.
- Interaction with local farmers regarding technical issues in maize production.
- Understand the factors influencing production, marketing and trade.
- Overnight in Pusa.

## Day 7: IARI Pusa, New Delhi.

- Visit to various departments of IARI
- Imparting knowledge on different research projects related to Integrated pest management.
- Visit to IARI farms for practical exposure on IPM
- Overnight in Pusa.

## Day 8: NCIPM, Pusa.

- Training and developing understanding on bio controls and organic production at NCIPM, Pusa.
- Exposure to disease and pest resistant varieties for different agro climatic conditions.
- Visit to Indo-Israel project.

## Day 9: New Delhi.

- Summing up of visit.
- A day for local sight seeing in Delhi

## Day 10: Back to state Capital.

- Back Journey to state capital.





# Farmers Training cum Exposure Visit on PRECISION FARMING

Jain Irrigation Systems Ltd., Jalgaon, Maharastra

Agriculture is the backbone of the Indian economy and the villages are the life lines of growth of India. Precision agriculture is a pro-active approach that reduces some of the risk and variables common to agriculture. The concept of precision agriculture offers the promise of increasing productivity while decreasing production cost and minimizing environmental impacts. The agriculture of the forties, which was eco-friendly, has now become fully chemicalized with new farming technologies and commercialization of agriculture. The new technology may be able to harness several newer possibilities in managing the farm sector precisely. These technologies should be used to complement the traditional methods for enhancing productivity and quality, rather than to replace conventional methods. In the light of today's urgent need, there should be an all out effort to use new technological inputs for the development of our society, as well as to make the 'Green Revolution' an 'Evergreen Revolution'. Now what we require is the development of a symbiotic relationship between man and nature to harmonize the ecological balance. Farmers can get an exposure on precision farming at JISL, Jalgaon.



## Highlights of the exposure visit:

1. To see hi tech farming and use of improved varieties and farm resources.
2. To know the working of precision farming on farm
3. To know about the global Positioning System (GPS), yield Monitoring, Variable Rate Technology (VRT), Remote sensing, Geographic Information system (GIS)
3. Training on micro irrigation systems.

## Technical Study Tour visits:

1. Visit to Jain Irrigation Systems Ltd. Jalgaon, Maharastra.
2. Visit to Jain hills Jalgaon for tissue culture excellence in Banana
3. Visits to MPKV, Banana Research Station, Jalgaon.
4. Visit to adjoining precision model farms.

## Expected outcomes of the event:

1. Adoption of advanced practices and high tech farming.
2. Adoption of improved methods, techniques and practices in production, extension, marketing and value chain.
3. Adoption of precision technology and micro-irrigation that can help to improve the efficiency of your farm operations
4. Adoption of PF that cover three aspects such as data collection, analysis or processing of recorded information and recommendations based on available information.
5. Adoption of precision farming techniques to obtain highest yields and quality and reduce costs on resources

## Expected outcomes of the event:

1. Adoption of advanced practices and high tech farming.
2. Adoption of improved methods, techniques and practices in production, extension, marketing and value chain.

3. Adoption of precision technology and micro-irrigation.
4. Adoption of PF that cover three aspects such as data collection, analysis or processing of recorded information and recommendations based on available information.
5. Adoption of precision farming techniques to obtain highest yields and quality and reduce costs on resources

## Tentative Itinerary:

### Day 1 and 2:

- Depart from state to Jalgaon.

### Day 3: Jalgaon.

- Visit to JISL, Plastic Park, Jalgaon.
- Communication session with experts on Jains Products and Services.
- Training on micro irrigation systems and their role in booming agricultural economy in India.

### Day 4: Jalgaon.

- Visit to JISL Food Park, Jalgaon.
- Training on processing of banana and fruits at Jain Food Park.

### Day 5: Jain Hills, Jalgaon.

- Visit to Jain Agri Park Jalgaon.
- Training on tissue culture technology in India.
- Interaction with the bio tech experts on tissue culture in Banana.

### Day 6: MPKV, Banana Research Station, Jalgaon

- Visit MPKV, Banana research Station.
- Training on high tech farming and tissue culture in Banana.
- Training on IPM practices to be followed in Banana.

### Day 7: MPKV, Banana Research Station, Jalgaon

- Training on nutrition and intercropping in banana.
- Training on ongoing projects at research station.
- Training on natural resource management.

### Day 8 & 9: Jalgaon to state capital.

- Back Journey to state capital.





# Farmers Training cum Exposure Visit on FARM MECHANIZATION

Central Institute of Agricultural Engineering, Bhopal



**F**arm Mechanization has the potential for enhancing farming efficiency, economic returns and generate employment in rural areas. Madhya Pradesh is the hub of agricultural farm mechanization activities with Central Institute of Agriculture Engineering and Central Farm Machinery Training & Testing Centres being located at Bhopal and Budhni respectively. In the development of farm mechanization in India, the CIAE, Bhopal has been playing a pivotal role. The Institute has developed a large number of farm machineries and tools and it has established a well-equipped research laboratories and a Model Agro-Processing Centre for demonstration of processing activities to farmers and entrepreneurs, two well-equipped workshops and prototype production centre. The institute has developed a mechanized system of rice-wheat cropping to increase the productivity and plastic mulch machine for planting in plastic mulch conditions for groundnut and vegetables. Central Farm Machinery Training & Testing (CFMTT), Budni is the centre for field testing of various farm equipments and is also providing the training to develop human resources for mechanization as an indispensable condition for increasing the agricultural productivity and energy conservation in agriculture.

## Highlights of the exposure visit:

1. To enhance understanding on use of farm machinery and tools
2. To create understanding on farm efficiencies and economic returns with farm mechanisation
3. To help farmers/technicians/extension workers etc. in the selection, operation, repair, maintenance, management and other aspects of mechanization.
4. To see hi tech farming and use of improved varieties and farm resources.
5. To encourage the energy conservation in agriculture through various training programmes.

## Technical Study Tour visits:

1. Central Institute of Agricultural Engineering (CIAE), Bhopal
2. Central Farm Machinery Training & Testing (CFMTT), Budni
3. Public Private Partnership model of Dhanuka at Hoshangabad
4. Field visits to see mechanized farming

## Expected outcomes of the event:

1. Mechanization of rice-wheat cropping system for increased productivity of crops
2. Adoption of the hi-tech farming and use of improved tools and farm resources
3. Mechanization of rice cultivation
4. Tractor mounted plastic mulch laying machine
5. Adoption of the improved mechanized methods, techniques, tools and machineries for production and value chain in agriculture

## Tentative Itinerary:

### Day 1 & 2:

- State capital to Bhopal
- Arrive Bhopal
- Overnight in Bhopal

### Day 3&4: Bhopal

- Exposure visit to Central Institute of Agricultural Engineering (CIAE), Bhopal
- Training on power tiller operated agricultural machinery
- Machinery for seedbed preparation and land leveling
- Safety in use and operation of various agricultural machinery
- Visit to different departments of CIAE

### Day 5 & 6: Budni

- Visit to Central Farm Machinery Training & Testing (CFMTT), Budni
- Selection, Operation, Safety and Maintenance of Improved Agricultural Machinery
- Training Program on Agro Processing & value addition Equipments
- Exposure to various machineries in field testing
- Visit to local farm practice and service by CFMTT
- Overnight at Budni

### Day 7: Hoshangabad

- Exposure visit to Hoshangabad to see the public private model in extension
- Visit to agriculture mechanised farms

### Day 8:

- Site seeing in Bhopal
- Overnight in Bhopal

### Day 9&10:

- Back to state capital.





# Farmers Training cum Exposure Visit on AGRI-HORTI TECHNOLOGIES

Hyderabad (AP) and Ahmednagar (Maharastra)

Andhra Pradesh is a leading State in agriculture and horticulture, having diverse agro climatic conditions and cultivating a wide range of crops. The well-developed basic infrastructure, enterprising farmers and vibrant crop based farmers organizations are playing significant role in the development of market linked agriculture and horticulture. It is also one of India's main rice-producing states besides cotton, mango, tobacco and chilly. Maharashtra is a leading State in horticulture crops, having diverse agro climatic conditions suitable to cultivation of a wide range of horticultural crops. The state is having strong industrial base with agro processing, value added agriculture and agro exports. The predominance of cash crops and strong cooperative movement has helped the State to emerge as the major producer of onion, citrus, mushroom, cashew nut, grapes, banana, orange, pomegranate, barley, sugarcane etc. and helped in economic enhancement of farmers.



## Highlights of the exposure visit:

1. To see high tech farming and use of improved varieties for major Agri/Horti crops.
2. Training on new hybrids and varieties for different ecosystem.
3. Training on latest projects and research activities taking place in Rajendranagar, Hyderabad and Ahmednagar, Maharastra.

## Technical Study Tour visits:

1. Directorate of rice Research and oilseed Research, Rajendranagar, Hyderabad.
2. MANAGE, Hyderabad.
3. ICRISAT: - International Crop Research Institute for Semi-Arid Tropics, Patancheru, Hyderabad
4. Krishi Vigyan Kendra, Ahmednagar, Maharastra.
5. Agriculture Technology Management Agency, Ahmednagar.

## Expected outcomes of the event:

1. Adoption of advanced practices and use of improved varieties.
2. Awareness about post harvest management and crop cultivation for major field crops.
3. Awareness about the ongoing projects and research activities in various institutes.
4. Awareness about the ATMA working in Ahmednagar.

## Tentative Itinerary:

### Day 1 & 2:

- Depart from state to Rajendranagar, Hyderabad.

### Day 3: DRR Hyderabad.

- Visit to Directorate of Rice Research, Rajendranagar, Hyderabad.
- Training on Integrated Farming and its Application.

- Interaction with experts for farmers queries on practices to be followed.

### Day 4: MANAGE, Hyderabad

- Training on agriculture extension management practices.
- Training on marketing and value chain in agri/horti sector.

### Day 5: Hyderabad to ICRISAT, Patancheru.

- Visit to International Crop Research Institute for Semi arid Tropic, Patchero.
- Interaction with faculty and training on ongoing projects at ICRISAT.

### Day 6: ANGR Agriculture University, Hyderabad.

- Visit to ANGRAU, Hyderabad.
- Training on modern technologies for more productivity per hectare.
- Imparting knowledge on major crops grown in the area.

### Day 7: Rajendranagar to Ahmednagar, Maharastra.

- Journey from Rajendranagar to Ahmednagar.

### Day 8: KVK, Ahmednagar.

- Visit to KVK Bhavaleshwar, Ahmednagar.
- Training on ongoing projects at KVK and interaction with experts.
- Imparting knowledge on major crops grown in the area.

### Day 9: ATMA, Ahmednagar.

- Visit to Agriculture Technology Management Agency, Ahmednagar.
- Imparting knowledge on the ATMA working in Ahmednagar.
- Interactions with local farmers and experts for improving yield per hectare and marketing and value chain in agri/horti sector.

### Day 10: Return to State Capital.

- Back Journey to state capital.





# Farmers Training cum Exposure Visit on ICT IN AGRICULTURE

International Institute of Information Technology, Hyderabad



India's food production and productivity may be increased by an effective use of ICT for agricultural purposes, particularly in marketing and extension. ICT helps in optimising the use of various inputs such as water, seeds, fertilisers, etc. and timely information in a cost effective and on real time basis. The problem is that Indian farmers can not afford this technology and unless government comes in support for agricultural infrastructure, the same remains a dream only. Some of the benefits of ICT for the improvement and strengthening of agriculture sector in India include timely information on weather forecasts and calamities, management of agricultural practices, marketing information, pest management, reduction of agricultural risks and enhanced incomes, better awareness and information, improved networking and communication, facility of online trading and e-commerce, better representation at various forums, authorities and platform, etc. E-agriculture can play a major role in

the increased food production and productivity in India. The International Institute of Information Technology, Hyderabad is carrying out teaching, research and development with aim to build ICT-based systems and methodologies to accelerate growth in Indian agriculture and rural development, particularly through their e-Sagu farm project. The faculty is involved in imparting knowledge regarding sustainable agricultural production systems and environmental issues so that students can carry out research in the area of societal development by extending developments in ICT to the farmers.

## Highlights of the exposure visit:

1. Training on ICTs in agriculture and rural development.
2. Training on new ICT technologies for different ecosystem and agriculture practices.
3. Training on latest projects and research activities taking place in DRR, ICRISAT, ANGRAU Hyderabad.

## Technical Study Tour visits:

1. The International Institute of Information Technology, Hyderabad.
2. Visits to adjoining farmers' fields and interaction with local farmers for ICTs and its role in rural development.
3. Visit to ICT based e choupal in nearby areas
4. International Crop Research Institute for Semi-Arid Tropics (ICRISAT), Patancheru, Hyderabad
5. Visit to MANAGE and NAARM

## Expected outcomes of the event:

1. Exposure to the applications of ICT in agriculture and economic returns
2. Adoption of ICTs as a modern tool for agriculture and rural development.
3. Awareness about efficient farm management and marketing through ICT in Agriculture.
4. Awareness about the ongoing projects and research activities at ANGRAU, ICRISAT and other institutes at Hyderabad

## Tentative Itinerary:

### Day 1 & 2:

- Depart from state to Hyderabad.
- Overnight at Hyderabad.

### Day 3: IIIT Hyderabad.

- Visit to International Institute of Information Technology, Hyderabad.
- Training on ICT and its Applications in agriculture
- Interaction with experts for farmers queries on practices to be followed.

### Day 4: IIIT Hyderabad

- Training on ICT as a tool for agriculture and Rural Development.
- Training on IT and e-agriculture and use in modern agriculture.
- Understanding e-Sagu ICT based agriculture project

### Day 5: IIIT Hyderabad.

- Training on use of ICTs in weather forecast and calamities.
- Imparting knowledge of ICT in marketing, pricing, risks management, technology delivery etc...

### Day 6: Hyderabad to ICRISAT, Patancheru.

- Visit to ICRISAT, Patancheru.
- Interaction with faculty and training on ongoing projects at ICRISAT.

- Visit to e-Sagu or E Choupal centre

### Day 7: ANGR Agriculture University, Hyderabad.

- Visit to ANGRAU, Hyderabad.
- Training on modern technologies for more productivity per hectare.
- Imparting knowledge on major crops grown in the area.

### Day 8: MANAGE Hyderabad.

- Training on agriculture extension management practices.
- Evening for local travel and sight seeing.

### Day 9& 10: Hyderabad to state.

- Back journey to state capital.





# Farmers Training cum Exposure Visit on AGRICULTURE MARKETING

IARI, New Delhi and NIAM, Jaipur

The Indian Agricultural Research Institute (IARI), New Delhi is the country's premier national Institute for agricultural research, education and extension. It has served the cause of science and society with distinction through first-rate research, generation of appropriate technologies and development of human resources. In fact, the Green Revolution was born in the fields of IARI and the main extension objective is to promote client oriented on-farm research and technology assessment, refinement and transfer through participatory approaches and by promoting the Institute-Village Linkage Programme. In the development of agricultural marketing in Rajasthan, the Ch Charan Singh National Institute for Agricultural Marketing (CCS NIAM), Jaipur has been playing a pivotal role. The impact of this institution on the economy of the state is widely recognized. This institute has brought about a real revolution in agriculture marketing and has contributed to increased agriculture quality production and improved marketing channels through better coordination with vendors, farmers and agricultural scientists.



## Highlights of training cum Exposure Visit:

1. This farmer's domestic training and exposure visit program will fulfill the objectives of:
2. Identify location specific and economically viable different crops
3. Adoption of mechanized farming technology
4. Training about latest production technology developed by research institutes
5. To learn about the various marketing aspects-
6. Facilities available in the markets
7. Market fees and taxes
8. Methods of transportation
9. Methods of packaging
10. Marketing problems
3. Adoption of integrated farming systems, improved post harvest and processing technologies, better packaging, grading and marketing systems.
4. Adoption of the improved methods, techniques and practices in production, extension, marketing and value chain in horticulture produces
5. Adaptation of Agricultural Marketing Information Network
6. Awareness about Agricultural Marketing Infrastructure

## Specialized Training

1. Training on different channels of agriculture marketing
2. Training on advanced cultivation practices including Green House Management and Water Conservation

## Exposure Visits:

1. Indian Agricultural Research Institute (IARI), New Delhi
2. National Agricultural Museum (NAM), Pusa
3. Ch Charan Singh National Institute of Agricultural Marketing (CCS NIAM), Jaipur
4. NBPGR, New Delhi
5. Training programme at NIAM, Jaipur
6. Rajasthan Agriculture Marketing Board, Jaipur

## Expected outcomes of the event:

1. Adoption of the advanced practices in farming and use of improved varieties and farm resources
2. Awareness about use of improved quality seeds/ planting material and crop diversification and their

impact on income levels.

## Tentative Itinerary:

### Day 1 & 2: Delhi

- Depart State capital
- Arrive Delhi

### Day 3: IARI, Pusa

- Visit to Indo-Israel project at Pusa
- Training on Green House Management and Water Conservation
- Exposure visit to Horticulture Department of IARI, New Delhi

### Day 4: NAASE, Pusa

- Exposure visit to National Agricultural Museum (NAM), Pusa
- Exposure visit to NBPGR, Pusa

### Day 5&6: IABM, Noida

- Training on Hi tech horticulture for qualitative horticulture production
- Training on Nursery management for commercial marketing of seedlings

### Day 7 & 8: Jaipur

- National Institute of Agricultural Marketing, Jaipur
- Training on Food Processing Technology

### Day 8 & 9: New Delhi

- Return from Jaipur to Delhi / State Capital





# Farmers Training cum Exposure Visit on AGRICULTURE TECHNOLOGIES

IARI, New Delhi and PAU, Ludhiana



The Indian Agricultural Research Institute (IARI), New Delhi is the country's premier national Institute for agricultural research, education and extension. It has served the cause of science and society with distinction through first-rate research, generation of appropriate technologies and development of human resources. In fact, the Green Revolution was born in the fields of IARI and the main extension objective is to promote client oriented on-farm research and technology assessment, refinement and transfer through participatory approaches and by promoting the Institute-Village Linkage Programme. In the development of agriculture in Punjab, the Punjab Agriculture University (PAU) has been playing a pivotal role. This university has brought about a real revolution in farming techniques and has contributed to increased agriculture production and improvement

of the cultivators' economic status. This University has developed high yielding varieties of wheat, rice, bajra and developed advanced farm mechanization technology which has spearheaded Punjab to make the state and the country self sufficient for many key crops. Central Institute of Post Harvest Engineering and Technology (CIPHET), Ludhiana is continuously helping not only the state but also the country by undertaking basic, applied and adaptive engineering and technology research in post harvest sector of cereals, pulses, oilseeds, fruits, vegetables, flowers, spices, plantation crops, products of forest origin, livestock and aquaculture products including agricultural structures and environmental control.

## Highlights of the Study Tour:

This farmers domestic learning program will fulfill the following objectives-

1. To identify location specific and economically viable different crops.
2. Adoption of mechanised farming methods
3. Showing advanced practices in agriculture farming and use of improved varieties and farm resources.
4. Imparting training to the farmers about latest technology developed by research institutes for the production of different crops.
5. To learn the supply of quality agriculture input like seeds, fertilizers, pesticides, irrigation water and machinery & equipments etc.
6. To adopt integrated farming systems approach for enhanced per unit income

## Exposure Visits:

1. To visit Indian Agricultural Research Institute (IARI), New Delhi
2. To visit Panjab Agriculture University (PAU), Ludhiana
3. Two days training and extension service programme at PAU, Ludhiana
4. Field visits to see foreign projects going on at IARI and PAU
5. To visit Central Institute of Post Harvest Engineering and Technology (CIPHET), Ludhiana

## Expected outcomes of the event:

1. Adoption of sprinkler irrigation techniques for green houses including drip, along with resource conservation technologies such as water harvesting.

2. Awareness about use of improved quality seeds/ planting material and crop diversification and their impact on income levels.
3. Adoption of integrated farming systems and improved post harvest and processing technologies along with better packaging and value addition
4. Adoption of the improved methods, techniques and practices in production, extension and value chain
5. Adoption of farm resource conservation and farm mechanization

## Tentative Itinerary:

### Day 1 & 2: Delhi

- Depart State capital
- Arrive Delhi

### Day 3: IARI

- Visit to Indo-Israel project at Pusa
- Exposure visit to Horticulture Department of IARI, New Delhi

### Day 4&5:

- Training at Institute of Agri Business Management, Noida
- Training on agricultural resource management
- Training on Hi tech horticulture

### Day 6&7: Ludhiana

- Visit to various departments at PAU, Ludhiana
- Training on Management Practices in Agriculture

### Day 8: Ludhiana

- Exposure visit to Central Institute of Post Harvest Engineering and Technology (CIPHET), Ludhiana
- Discussion with experts

### Day 9 & 10: Punjab

- Return from Ludhiana to Delhi / State Capital





# Farmers Training cum Exposure Visit on ORGANIC FARMING

## Maharashtra

Availability of quality seeds of improved cultivars is considered crucial for realizing productivity and adoption of cultivars in different agro-climatic conditions. The quality of seed alone is known to account for at least 15 - 25% increase in the productivity. However, lack of quality seed continues to be one of the greatest impediments to bridging the vast yield gap. Therefore, to approach the potentially realizable yield of a cultivar, production and distribution of quality seed is essential. Maharashtra Hybrid Seeds Company Limited, popularly known as 'Mahyco', was established in 1964 by Dr. Badrinarayan R. Barwale, and is a pioneer and leader in the Indian Seed Industry. The company strives to provide quality hybrid seeds to Indian farmers. Since its inception it has been engaged in plant genetic research and production of quality hybrid seeds for the farming community of India. Currently, it is engaged in the research, production, processing and marketing of approximately 115 products in 30 crop species including cereals, oilseeds, fibre and vegetables. Mahyco is also developing genetically enhanced crops with the use of gene transfer technology. Mahyco has a national presence with its network across the country. Mahyco is the first private enterprise in India to produce and market hybrids of Cotton, Sorghum, Pearl Millet, Sunflower and Wheat. Mahyco is the first Indian company to commercially grow and market transgenic Bollgard cotton- India's first transgenic crop in 2002. Jalna is also the head quarter of the popular vegetable seed company, Bejo Sheetal Seeds Pvt. Ltd, which is a joint venture with Bejo Zaden b.v., Holland. The vegetable seeds, specifically TPS, cabbage, cauliflowers, chilly, and brinjal produced by the company is rated top of the line at the market place.



### Highlights Of the study Tour:

- To identify location specific and economically viable crops.
- Imparting training on latest practices and cultivation techniques for seed production
- To understand the economic importance on seeds and availability of various hybrid seeds
- To get training and exposure on seed production system under contract farming.

### Technical Study Tour Visits:

- Mahyco seed company, Jalna, Maharashtra
- Bejo Sheetal company, Jalna, Maharashtra
- Seed production farms of farmers

### Expected Outcome of the event:

- Adoption of high quality seed in major crops
- Taking up seed production programs at farmer level
- Adoption of advanced practices in seed production farming
- Awareness about the benefits of seed production and quality seeds use.
- Adaptation to better land and resource utilization.

### Tentative Itinerary:

#### Day 1 and 2:

- Depart from state to Jalna, Maharashtra.

#### Day 3: Jalna

- Visit to Mahyco seed company (R&D centre)
- Training on seed production for vegetables and cereals.
- Interaction session with the breeders and technicians.

#### Day 4: Jalna

- Visit to Mahyco seed company
- Training on common package and practices followed for seed production in vegetables.
- Interaction with technical staff of seed production department for solving farmers queries on technical issues.

#### Day 5: Jalna

- Visit to Mahyco seed production farm for practical exposure to farm practices adopted by professional breeders.
- Interaction with local farmers to well verse with the technical issues and care to be taken during vegetable and cereal seed production.

#### Day 6: Jalna

- Visit to Bejo Sheetal company and see hitech seed production programs
- Interaction with technical staff to get knowledge about the various hybrids of the crops

#### Day 7: Jalna

- Visit to farmers' fields for exposure on various crops like Cotton, Sorghum, Pearl Millet, Sunflower and Wheat
- Interaction with the technical staff for management practices to be followed.

#### Day 8: Jalna

- Visit to Bejo Sheetal seed production farm for practical exposure
- Overnight in Jalna

#### Day 9 & 10:

- Return to state capital.



# Farmers Training cum Exposure Visit on ORGANIC FARMING

Rajasthan and Madhya Pradesh



Organic agriculture is a production system that sustains the health of soils, ecosystems and people. It relies on ecological processes, biodiversity and cycles adapted to local conditions, rather than the use of inputs with adverse effects. Organic agriculture combines tradition, innovation and science to benefit the shared environment and promote fair relationships and a good quality of life for all involved. Organic farming is not new to Indian farming community. Several forms of organic farming are being successfully practiced in diverse climate, particularly in rainfed, tribal, mountains and hill areas of the country. Much of the forest produce of economic importance like herbs, medicinal plants, etc., by default come under this category. Among all farming systems, organic farming is gaining wide attention among farmers, entrepreneurs, policy makers and agricultural scientists, as it minimizes the dependence on chemical inputs (fertilizers; pesticides; herbicides and other agro-chemicals) thus safeguards/improves quality

of resources and environment. It is labour intensive and provides an opportunity to increase rural employment and achieves long term improvements in the quality of resource base.

## Highlights of the exposure visit:

The visit program will fulfill the objectives of:

1. Demonstration of organic farming technologies
2. Training on organic farming and vermicomposting
3. Training on preparation of biodynamic compost and organic manure

## Technical Study Tour visits:

1. M.R. Morarka GDC Rural Research Foundation, Jaipur
2. Training and extension service programme at Morarka Foundation, Jaipur
3. Field visits to see major crops grown in the area under organic farming Like - Saharia Organic Resort, Village Maheshpura, Jaipur
4. MP Agriculture University, Udaipur
5. High-tech integrated organic farms in Udaipur and near by areas
6. Maikale Organic Farm, Indore

## Expected outcomes of the event:

1. Diversion and adaptation towards usage of organic food
2. Awareness about the benefits of organic food
3. Adoption of organic farming technologies
4. Adoption of the new growing techniques for resource savings such as soil and other resources and quality yields

## Tentative Itinerary:

### Day 1 & 2:

- Depart from State capital to Jaipur
- Arrive Jaipur
- Overnight in Jaipur

### Day 3 & 4 : Jaipur

- Visit to M.R. Morarka GDC Rural Research Foundation, Jaipur
- Training on benefits of organic farming
- Discussions with experts
- Field visits to see major crops grown in the area under organic farming Saharia Organic Resort, Village Maheshpura, Jaipur
- Depart to Udaipur

### Day 5 & 6 : Udaipur

- Exposure visit to Udaipur University, Udaipur
- Training and Demonstration at Udaipur University
- Exposure visit to different department of university
- Discussion with scientists and experts
- Visit to the organic fields in near by areas
- Depart to Indore

### Day 7 & 8: Indore

- Exposure visit to Maikale Organic Farm, Indore
- Training on Organic farming
- Visiting organic farms to see the preparation method of organic manures
- Site Seeing and shopping

or

### Day 7 & 8: Delhi

- Exposure visit to Indo Israel High tech farm at IARI new Delhi
- Visit to various IARI divisions
- Visiting IARI farms to see the advanced resource management practices
- Site Seeing and shopping

### Day 9 & 10 : New Delhi

- Return from Indore to State Capital





# Farmers Training cum Exposure Visit on POST HARVEST MANAGEMENT

Central Institute of Post Harvest Engineering and Technology, Ludhiana

The total production of fruits in the world is around 370 MT. India ranks first in the world with an annual output of 45 MT. While there are almost 180 families of fruits grown all over the world, citrus fruits constitute around 20% of world's total fruit production. Major Indian fruits consist of mango, banana, citrus, apple, guava, papaya, pineapple and grapes. In vegetable, India is the second largest producer in the world (ranks next to China) and accounts for about 15% of the world's production of vegetables. The current production level is over 100 million MT and the total area under vegetable cultivation is around 6.5 million hectares which is about 3% of the total area under cultivation in the country. In case of vegetables, potato, tomato, onion, cabbage and cauliflower account for around 60% of the total vegetable production in the country. But India loses about 25 - 30% of its produce due to improper Post Harvest Management. A loss estimated at Rs 60,000 crores per year! India wastes fruits and vegetables every year equivalent to the annual consumption of the United Kingdom. To reduce the Post Harvest Losses, cold chain infrastructure needs to be created along with Post Harvest Management practices. The Central Institute of Post Harvest Engineering and Technology, Ludhiana is the premier institute to undertake research, technology development, extension and industry linkages on Post Harvest Management, appropriate to agriculture production catchments and agro-industries. Farmers can be benefited by a exposure visit to CIPHET and training on Post Harvest Management technologies.



## Highlights of the exposure visit:

1. Exposure new technologies for post harvest management of fruits and vegetables.
2. Training on ongoing research projects at CIPHET.
3. Training on latest projects and research activities taking place in PAU, college of Horticulture.
4. Exposure to post harvest and processing industry

## Technical Study Tour visits:

1. Central Institute of Post Harvest Engineering and Technology, Ludhiana.
2. Visits to adjoining farmers' fields and interaction with local farmers for cultural practices followed.
3. Visit to Punjab Agriculture University, Deptt. of Horticulture and Deptt. of Engineering
4. Visit to PHM and F&V processing units in Ludhiana

## Expected outcomes of the event:

1. Adoption of advanced practices and use of improved technologies for PHM.
2. Awareness about post harvest management losses and their impact on income levels.
3. Awareness about the ongoing projects and research activities in PHM
4. Adoption of PHM practices to reduce losses and improving profitability

## Tentative Itinerary:

### Day 1 & 2:

- Depart from state to Ludhiana.
- Overnight at Ludhiana.

### Day 3: Ludhiana.

- Visit to CIPHET campus.

- Training on latest post harvest technologies developed by CIPHET.

- Overnight at Ludhiana.

### Day 4: Ludhiana.

- Visit to CIPHET campus.
- Training on ongoing research projects to combat post harvest losses for fruits and vegetables.
- Interaction with scientist and technical staff for farmer's queries

### Day 5: Ludhiana.

- Visit to nearby farmers fields to know their practices for PHM.
- Interaction with farmers of adjoining areas for better crop production and reducing losses.

### Day 6: PAU, Ludhiana

- Visit to Department of Horticulture PAU Ludhiana.
- Imparting knowledge to the farmers on fruits and vegetables grown in the area.
- Overnight in Ludhiana.

### Day 7: PAU, Ludhiana.

- Visit to Department of Food Technology at PAU, Ludhiana.
- Training on high tech horticulture in respect to PHM.
- Interaction with scientists and technical staff for farmer's queries.

### Day 8: Ludhiana.

- Visit to Kitty Food Industries, Ludhiana.
- Exposure on food processing industry for entrepreneurship development.
- Overnight in Ludhiana.

### Day 9& 10: Ludhiana to State Capital

- Return to state capital.





# Scientific Farming through Professional Management



## Objectives

- Provide scientific farm solutions through professional management
- Optimize farm resource utilization on a sustainable basis
- Demonstrate integrated innovative farming models
- Help in increase per unit return from the land
- Link production to markets and introduce agribusiness

## Services Offered

- Farm Assessment and Planning Services (existing & potential yield gaps, resource and production planning)
- Joint Farm Management Services
- Farm Downstream Projects and Agribusiness Services
- Taking Farms on Lease
- Turnkey Farm Projects for Dairy, Fisheries, Goatry, Poultry, Sericulture etc.

*Farm management with the objective of maximizing profits through innovations, integration, market linkages and scientific management*



**farm**   
**SOLUTIONS**  
A unit of Concept AgroTech Consultant Limited

### Corporate Office

502, Rohit House, Tolstoy Road, New Delhi - 110001  
Tel: 011-23731128, 23731129, Fax: 23731130

### Head Office

A-10, Omkiran Building, Sector - 19, Noida - 201301  
Tel: 0120-4224861, 2519630 Fax: 0120-2519628  
E-mail: farmsolutions@cacl.in Website: www.farmsolutions.in



**Farmers Training cum Exposure  
Visit Programs on**

# **Agriculture**





# Farmers Training cum Exposure Visit to PUNJAB RICE FARMING

Punjab – where farmers can learn advanced rice cultivation practices



The agriculture in Punjab is highly intensive in terms of land, capital, energy, nutrients, agriculture inputs and water etc. With only 1.5 per cent of geographical area of the country, Punjab contributes more than 70 per cent in case of wheat and 45 per cent rice to central pool and at the world level contributes 1 % of rice and 2 % of wheat. Punjab grows crops like wheat, maize, rice, bajra and in cash crop it grows cotton, sugarcane and potatoes etc. Among oilseeds, the dominance is the rapeseed, ground, mustard and sesamum. In the development of agriculture in the State, the Punjab Agriculture University (PAU) has been playing a pivotal role. The impact of this institution on the economy of the state is widely recognized. The adoption of innovative techniques like double transplanting of paddy, paddy without puddling and ridge cultivation, has made Punjab rich in their farming. The use of hybrid rice seeds by the farmers of the state increase the rice production many folds in the Punjab. The adoption of these

techniques can be extremely useful to the paddy growing farmers in other States. It can bring huge benefits to the farmers in other States and these techniques need to be shown to farmers for large scale adoption.

## Highlights of the Study Tour:

This farmers domestic learning program will fulfill the following objectives :

1. To learn the new rice cultivation practices
2. To identify location specific and economically viable different crops.
3. Exhibiting integrated farming systems such as mixed cropping and crop rotation practices.
4. Adoption of mechanised farming methods
5. To learn the supply and quality of Agricultural inputs like seeds, fertilizers, pesticides, irrigation water and machinery & equipments etc
6. To learn more about the diversification of areas from traditional crops to oilseeds and pulses crops, sugarcane, maize, cotton etc.

## Technical Study Tour Visits:

1. To visit Panjab Agriculture University (PAU), Ludhiana
2. Two days training and extension service programme at PAU, Ludhiana
3. To visit high-tech integrated farms in Jullundhar,
4. Hoshiarpur and in Ludhiana districts
5. To visit bio-fertiliser units, honey processing plant and IPM laboratories
6. To visit Central Institute of Post Harvest Technologies (ICAR) Ludhiana
7. To visit paddy farms based on new techniques
8. To visit fisheries, poultry and dairy farms

## Expected outcomes of the event:

1. Adoption of micro irrigation techniques, including drip and sprinkler irrigation along with resource conservation technologies such as water harvesting.
2. Adoption of the advanced practices in farming and use of improved varieties and farm resources

3. Adoption of integrated farming systems and improved post harvest and processing technologies with better packaging, grading and marketing systems.
4. Adoption of the improved methods, techniques and practices in production, extension, marketing and value chain
5. Adoption of the new paddy growing techniques for resource savings and extra yields
6. Adoption of farm resource conservation and farm mechanization

## Tentative Itinerary:

### Day 1 & 2: Delhi/Ludhiana

- Departure from State capital to Ludhiana
- Overnight in Ludhiana

### Day 3: Ludhiana

- Visit to various departments at PAU, Ludhiana
- Training on Management Practices in Agriculture
- Overnight in Ludhiana

### Day 4: Jullundhar / Hoshiarpur

- Visiting advanced horticulture, fisheries, dairy farms

- Training on mechanized farming

- To see market linkages and marketing systems

### Day 5: Ludhiana

- Training and demonstration at PAU, Ludhiana
- Visiting Punjab Post Harvesting Technology Centre
- Visiting IPM laboratory

### Day 6 & 7: Ludhiana

- Visit to Field Fresh Agri Centre of Excellence
- visit to Central Seed Farm, Ludhiana

### Day 8 & 9: Ludhiana

- Return from Ludhiana to Delhi / State Capital



# Farmers Training cum Exposure Visit to ANDHRA PRADESH

(A Jewel of India) - A hub of Advance Technologies

Andhra Pradesh is a leading State in agriculture and horticulture, having diverse agro climatic conditions suitable to cultivation of a wide range of crops. The state is having strong industrial base with agro processing, value added agriculture and agro exports. The well-developed basic infrastructure, enterprising and innovative farmers, vibrant crop based farmers organizations are playing significant role in the regulation of market and economic valuation for farmers. It is one of India's main rice-producing states. The adoption of innovative techniques like double transplanting of paddy, paddy without puddling and ridge cultivation, has made Andhra Pradesh a significant stake in farming. The use of hybrid rice seeds by the farmers of the state increased the rice production many folds in the Andhra Pradesh. The adoption of these techniques can be extremely useful to the paddy-growing farmers in other states. It can bring huge benefits to the farmers in other States and these techniques need to be shown to farmers for large-scale adoption. The major crops grown here include paddy, sugarcane, oilseeds, beans, and pulses. Thus, farmers from different parts of the country can get quality exposure and learning by a exposure visit to Andhra Pradesh and seeing high-tech farming systems, integrated cropping, resource management, drip irrigation systems, tissue culture labs, research and marketing systems.



## Highlights of Training cum Exposure visit :

The farmers domestic learning program will fulfill the following objectives -

1. To learn the agriculture cultivation practices
2. To identify location specific and economically viable different crops.
3. Exhibiting integrated farming systems such as mixed cropping and crop rotation practices.
4. To learn more about the diversification of areas from traditional crops to oilseeds and pulses crops, sugarcane, maize, cotton etc.
5. To see the marketing systems and exports by farmers and commodity groups

## Technical Study Tour visits:

The farmers would be visiting the following places and get training cum exposure through technical demonstrations at:

1. ICRISAT :- International Crop Research Institute for Semi-Arid Tropics, Patancheru, Hyderabad
2. DRR :- Directorate of Rice Research, Hyderabad
3. NIRD :- National Institute of Rural Development, Rajendranagar, Hyderabad
4. MANAGE :- National Institute of Agricultural Extension Management, Rajendranagar, Hyderabad
5. NAARM :- National Academy for Agricultural Research & Management, Hyderabad
6. NRCS :- National Research Centre for Sorghum, Hyderabad

## Expected outcomes of the event:

1. Adoption of micro irrigation techniques, including drip and sprinkler irrigation along with resource conservation technologies such as water harvesting.
2. Adoption of the advanced practices in farming and

use of improved varieties and farm resources

3. Adoption of the improved methods, techniques and practices in production, extension, marketing and value chain
4. Adoption of farm resource conservation and farm mechanization

## Tentative Itinerary:

### Day 1 &2:

- Departure from state capital to Hyderabad

### Day 3: Hyderabad

- Visit to International Crop Research Institute for Semi-Arid Tropics, Patancheru, Hyderabad,
- Training on Management Practices in Agriculture
- Overnight in Hyderabad

### Day 4: Hyderabad

- Visit to Directorate of Rice Research, Hyderabad
- Exposure visit to Central Plant Protection Training Institute
- Exposure visit to bio-fertiliser and organic field

### Day 5 : Rajendranagar

- Exposure visiting to National Institute of Rural Development (NIRD)
- Exposure visit to National Institute of Agricultural Extension Management (MANAGE)

### Day 6: Hyderabad

- Exposure visit to R&D production and processing sites of major seeds companies like Bayer, Vibha Agrotech, Nuziveedu etc.
- Training on Hybrid Seed Processing for Cultivation.

### Day 7: Fateh Maidan

- Visit to world famous Ramoji film city and interaction with Annadata publication and channel

### Day 8 & 9: Hyderabad

- Return from Hyderabad to Delhi / State Capital





# Farmers Training cum Exposure Visit on WHEAT

Directorate of Wheat Research, Karnal



Wheat, one of the major Indian food crops, has played a formative role in the unfolding of India's history. The northern region of India has tradition-ally dominated wheat cultivation. The northern state of Punjab and Haryana plains in India has been abundant wheat producers. Wheat is cultivated in clayey soil and is used for making bread and pasta. Today, India is exporting sufficient quantities of all type of wheat and extensive research effort that are underway for improving its cereal and grain output in future. India is today the second largest wheat producer in the whole world. Wheat Research (DWR) formed in 1978 for the improvement on wheat as a commercial crop, It was then detached from IARI and shifted to its present location at Karnal in 1990. DWR has a mission of increasing the productivity and profitability of wheat production on an economically sustainable basis. The Directorate of Wheat

Research (DWR), Karnal through its national network of research centres has developed large number of improved wheat and barley varieties and their production protection technologies for different agro-climatic zones in the country. Despite the last few years of adverse climatic conditions like drought and terminal heat stress, the total annual wheat production still hovers around 72 MT, hereby posing a challenge to the wheat scientists for breaking this stalemate.

## Highlights of the exposure visit:

1. To learn advanced practices of wheat cultivation.
2. To identify different varieties resistant to various diseases and physiological disorders in wheat cultivation.
3. To well verse with the new technologies and practices.
4. To learn about increasing productivity through optimization of resources (soil, water and inputs).

## Technical Study Tour visits:

1. Directorate of Wheat Research, Karnal, Haryana.
2. Visits to local wheat farms for practical exposure on wheat industry.
3. Visits to Regional Research Station DWR Flowerdale Shimla.

## Expected outcomes of the event:

1. Adoption of advanced practices and use of improved location specific cultivars.
2. Awareness about physiological disorders, diseases and pests for their management.
3. Adoption of improved methods, techniques and practices in production, extension and marketing
4. To increase sustainable productivity under intensive agriculture.

## Tentative Itinerary:

### Day 1 & 2:

- Travel from state capital to Karnal.

### Day 3: DWR, Karnal.

- Training on multilocal and multidisciplinary research program on wheat improvement.
- Training on genetic improvement of wheat through identification and dissemination of superior

germplasm.

### Day 4: DWR, Karnal:

- Imparting knowledge to farmers on characteristics of different varieties and cultivars.
- Training on understanding of economics, marketing and using basic levels in wheat markets.

### Day 5: DWR, Karnal:

- Training on sustainability of wheat based cropping system.
- Imparting knowledge to the farmers on diseases/pests common to wheat cultivation and care to be taken to prevent from these natural causes.

### Day 6: Karnal:

- Visit to local farms in nearby Karnal.
- Interaction with local farmers regarding technical issues in wheat production.
- Understand the factors influencing production, marketing and trade.
- Overnight in Karnal.

### Day 7: DWR, Karnal to RRS DWR Flowerdale Shimla.

- Journey day from Karnal to Shimla.
- Overnight in Shimla.

### Day 8: Regional Research Station DWR Shimla.

- Training and developing understanding on different type of rust common to wheat.
- Imparting knowledge on ongoing projects at DDR Shimla with respect to rust in wheat.
- Exposure to rust resistant varieties for different agro climatic conditions.

### Day 9: Shimla.

- Summing up of visit.
- A day for local travel in Shimla and adjoining areas.

### Day 10: Back to state Capital.

- Back Journey to state capital.





# Farmers Training cum Exposure Visit on RICE

Directorate of Rice Research, Hyderabad

Rice is grown in States like Punjab, Karnataka, Kerala, Andhra Pradesh and West Bengal. It is the staple food of the States in southern and eastern India. Soils suitable for rice production are those with a pH of around 6.0. This includes a wide variety of soils ranging from sandy loam to silty clay loam. The land should be ploughed at least four times to get a field with good tilth. Every third year, the farmer should apply lime @ 2t/ha around one to two weeks before the seeds are sown. While transplanting, puddling should be done around three to four times to rid the land of weeds and help the soil retain water. These were few little things which most of our farmers are lacking in rice cultivation. Directorate of Rice Research (DRR), formerly All India Coordinated Rice Improvement Project (AICRIP), was established by the Indian Council of Agricultural Research (ICAR) in 1965 with its national headquarters at Hyderabad. DRR in its 44th year of useful existence has contributed significantly in overall rice production front which has ensured food security for the country. The Institutes research work programme aims for the welfare of the present and future generations to Indian rice farmers and consumers by ensuring food and nutritional security and to develop the technologies to enhance rice productivity, resource and input use efficiency and profitability of rice cultivation without adversely affecting the environment. Some research projects going on there can be very useful for the rice farmers.



## Highlights of the exposure visit:

1. To see high tech farming and use of improved varieties for rice cultivation..
2. Training on new rice hybrids and varieties for different ecosystem.
3. Training on latest projects and research activities taking place in DRR, Rajendranagar, Hyderabad.

## Technical Study Tour visits:

1. Directorate of rice Research, Rajendranagar, Hyderabad.
2. Visits to adjoining farmer's fields and interaction with local farmers for cultural practices followed.
3. International Crop Research Institute for Semi-Arid Tropics (ICRISAT), Patancheru, Hyderabad

## Expected outcomes of the event:

1. Adoption of advanced practices and use of improved varieties.
2. Awareness about post harvest management and crop cultivation for rice as a major field crop for Indian Agriculture.
3. Awareness about the ongoing projects and research activities in DRR Hyderabad

## Tentative Itinerary:

### Day 1 & 2:

- Depart from state to Rajendranagar, Hyderabad.
- Overnight at Hyderabad.

### Day 3: DRR Hyderabad.

- Visit to Directorate of Rice Research, Rajendranagar, Hyderabad.

- Training on Integrated Farming and its Application.
- Interaction with experts for farmers queries on practices to be followed.

### Day 4: DRR Hyderabad

- Training on Integrated Pest Management as a plant protection measure.
- Training on bio-fertilizers and organic rice cultivation.

### Day 5: Hyderabad.

- Visit to local farmers farms for practical exposure.
- Communication session with the local growers for updating on latest practices to be followed.
- Awareness on market scenario and potential for rice cultivation.

### Day 6: Hyderabad to ICRISAT, Patancheru.

- Visit to International Crop Research Institute for Semi arid Tropic, Patancheru.
- Interaction with faculty and training on ongoing projects at ICRISAT.

### Day 7: ANGR Agriculture University, Hyderabad.

- Visit to ANGRAU, Hyderabad.
- Training on modern technologies for more productivity per hectare.
- Imparting knowledge on major crops grown in the area.
- Overnight in Hyderabad.

### Day 8: MANAGE Hyderabad.

- Training on agriculture extension management practices.
- Evening for local travel and sight seeing.
- Overnight in Hyderabad.

### Day 9& 10: Hyderabad to state.

- Back journey to state capital.





# Farmers Training cum Exposure Visit on MAIZE

Directorate of Maize Research, Pusa Campus, New Delhi



**M**aize is considered a profitable option for diversifying agriculture in upland areas of India. It now ranks as the third most important food grain crop in India. The maize area has slowly expanded over the past few years to about 6.2 million ha (3.4% of the gross cropped area). Experts have predicted that this area would grow further to meet future food, feed, and other needs, especially in view of the booming livestock and poultry producing sectors in the country. Since land is limited for further expansion of maize area, future increases in maize production will be achieved through the intensification and the use of latest hybrid seeds, practices and technologies in maize production systems. Directorate of Maize Research, New Delhi, under ICAR was established in 1994 with the mandate to organize, conduct, coordinate and generate

technologies for continuous enhancement in productivity and production of Maize for meeting the ever increasing demand of human food, animal feed and industrial utilization for starch, oil, and other value-added products. The DMR is entrusted with the over all responsibility of research, coordination and management of the multidisciplinary programmes at national level and maintaining linkages with International programmes on maize improvement as well.

## Highlights of the exposure visit:

1. To learn advanced practices of maize cultivation.
2. To identify different hybrids and varieties resistant to various diseases
3. To well verse with the new technologies and practices.
4. To learn about increasing productivity through optimization of resources (soil, water and inputs).

## Technical Study Tour visits:

1. Directorate of Maize Research, Pusa Campus, New Delhi.
2. Visits to local maize farms for practical exposure on maize industry.
3. Visits to Indo-Israel project at ICAR, New Delhi.
4. Visit to various IARI divisions and farms

## Expected outcomes of the event:

1. Adoption of advanced practices and use of improved location specific seeds.
2. Awareness about physiological disorders, diseases, pests and resources management.
3. Adoption of improved methods, techniques and practices in production, extension and marketing
4. To increase sustainable productivity under intensive agriculture system.

## Tentative Itinerary:

### Day 1 & 2:

- Travel from state capital to New Delhi.
- Overnight in New Delhi.

### Day 3: DMR, Pusa.

- Training on multilocal and multidisciplinary research programs on maize improvement.
- Training on natural resource management and

optimum use for sustainable maize production.

### Day 4: DMR, Pusa:

- Imparting knowledge to farmers on characteristics of different varieties and cultivars.
- Training on understanding of economics, marketing and using basic levels in maize markets.

### Day 5: DMR, Pusa:

- Training on sustainability of maize based cropping system.
- Imparting knowledge to the farmers on diseases/pests common to maize cultivation
- Overnight in Pusa.

### Day 6: New Delhi / Haryana:

- Visit to local farms in nearby New Delhi and Haryana.
- Interaction with local farmers regarding technical issues in maize production.
- Understand the factors influencing production, marketing and trade.

### Day 7: IARI Pusa, New Delhi.

- Visit to various departments of IARI
- Imparting knowledge on different research projects.
- Visit to IARI farms for practical exposure on different crops.

### Day 8: DMR, Pusa

- Training and developing understanding on bio controls and organic production at NCIPM, Pusa.
- Exposure to disease and pest resistant varieties for different agro climatic conditions.
- Visit to indo- Israel project.

### Day 9: New Delhi.

- Summing up of visit.
- A day for local sight seeing in Delhi

### Day 10: Back to state Capital.

- Back Journey to state capital.





# Farmers Training cum Exposure Visit on GROUNDNUT

National Research Center on Groundnut, Junagadh, Gujarat

Groundnut is a crop of global economic significance. Low yields in Groundnut crop is however a matter of great concern for all those involved in research, extension, policy making, production and trade. The crop is grown commercially in about 8 million ha in India. Gujarat being leader in the production of the crop, accounting for over 40% of the crop produced in India. The groundnut oil production in India hovers around 1.5 million tons per year. Junagarh, Jamnagar, Amreli, Bhavnagar, Rajkot are the main groundnut growing areas in the Gujarat. Groundnut crop has multiple uses. It is used as edible oil, in soap making, cosmetics, lubricants etc. National Research Institute for Groundnut, Junagadh has been playing critical role in research, extension and development of Groundnut cultivation. The impact of this institution on the economy of the state is widely acknowledged. Groundnut has emerged a crop of national importance for addressing the edible oil deficit and it also fits well in the sustainable food production system. For instance, groundnut possesses the ability to maintain or increase food production over the long term without damaging or depleting the resource base in the fragile ecosystem.



## Highlights of the exposure visit:

1. To understand the practices of modern groundnut farming and use of improved varieties and farm resources.
2. To understand agriculture extension programmes.
3. To learn the scientific application of inputs like seeds, fertilizers, pesticides, irrigation and machinery etc.
4. To understand resource management and exposure to integrated farming systems.

## Technical Study Tour visits:

1. Visit to National Research Institute for Groundnut, Junagadh
2. Visit to Gujarat Agriculture University, Junagarh
3. Visit to directorate of Groundnut Research
4. Visit to Agro Processing Industries.

## Expected outcomes of the event:

1. Adoption of modern farming techniques including use of improved varieties and farm resources.
2. Awareness about improved seeds, fertilizers and modern irrigation techniques.
3. Adoption of the new practices in production, technology and marketing
4. Enhancing yields and quality while reducing the input cost per unit

## Tentative Itinerary:

### Day 1 & 2:

- Departure from State to Junagadh
- Overnight in Junagadh

### Day 3: Junagadh

- Exposure visit to National Research Centre for Groundnut
- To observe and learn their latest farming techniques.

- Visit to local farms to know their groundnut cultivation practices

### Day 4: Junagarh

- Training on integrated nutrient management in groundnut.
- To learn IPM activities in groundnut cultivation.
- Overnight in Junagarh.

### Day 5: Junagadh

- Exposure visit to Directorate of Groundnut Research
- To provide information on Natural resource management and crop improvement
- Imparting knowledge to farmers on characteristics of different varieties.
- Providing training on various aspects of economics, marketing and production of the crop.

### Day 6: Junagadh Agricultural University

- Visit to various departments at Agriculture university, Junagadh
- Training on management practices in agriculture
- Training on pest management at field level.
- Visit to Gujarat State Seeds Corporation Limited for knowing about high quality seeds.

### Day 7: Porbandar & Jamnagar

- Visit to Porbandar fishing centres.
- Visit to mango orchard of Reliance Horticulture farm at Jamnagar

### Day 8: Rajkot & Anand

- Exposure visit to Agrotech Rajkot
- To know innovative farming technologies
- To see market linkages and marketing systems.
- Visit to NDDB to learn market linkages

### Day 9 & 10:

- Return from Junagadh to state capital.



# Farmers Training cum Exposure Visit on RAPESEED (MUSTARD)

Directorate of Rapeseed-Mustard Research, Bharatpur, Rajasthan



**R**apeseed (Mustard), is a major oil seed crop in India grown on 13% of cropped land. Mustard oil is major edible oil in India, particularly in Northern India, where it accounts over 90% of the consumption. Rapeseed and mustard yield the most important edible oil content, ranging from 30% - 48%. In the case of white mustard, the oil content ranges from 25 to 33 per cent. The oil obtained is the main cooking medium in Northern India and can not be replaced by any other edible oil. The seed and oil are used as a condiment in the preparation of pickles and for flavouring curries and vegetables. Directorate of Rapeseed-Mustard Research has been established by the Indian Council of Agricultural Research (ICAR) as a national repository for rapeseed-mustard genetic resources and for undertaking basic, strategic and applied research to enhance the productivity and quality of oil and seed meal. The Centre is assigned a leadership role not only for the ICAR institutes but also for the State Agricultural Universities in developing ecologically sound and economically viable agro-production and protection technology based on location specific interdisciplinary information through multilocation testing and co-ordination. Farmers can get immensely benefited by training cum exposure visit to DRMR.

## Highlights of the exposure visit:

1. To see high tech farming and use of improved varieties for Rapeseed-Mustard cultivation.
2. Training on new hybrids and varieties for different ecosystem and latest practices adopted.
3. Training on latest projects and research activities taking place in DRMR, Bharatpur, Rajasthan.

## Technical Study Tour visits:

1. Directorate of Rapeseed-Mustard Research, Bharatpur, Rajasthan.
2. Visits to adjoining farmers' fields and interaction with local farmers on cultural practices
3. Krishi Vigyan Kendra, Bharatpur.

## Expected outcomes of the event:

1. Adoption of advanced practices and use of improved varieties.
2. Awareness about post harvest management and crop cultivation for Rapeseed-Mustard.
3. Awareness about the ongoing projects and research activities in DRMR, Bharatpur.
4. Adoption of latest pest and natural resources management practices

## Tentative Itinerary:

### Day 1 & 2:

- Depart from state to Bharatpur, Rajasthan.
- Overnight at Bharatpur.

### Day 3: DRMR Bharatpur.

- Visit to Directorate of Rapeseed-Mustard Research, Bharatpur, Rajasthan.
- Training on Integrated Farming and its application.
- Interaction with experts for farmers queries on practices to be followed.

- Overnight at Bharatpur.

### Day 4: DRMR Bharatpur.

- Training on Integrated Pest Management as a plant protection measure.
- Training on bio-fertilizers and organic cultivation.
- Overnight in Bharatpur.

### Day 5: Bharatpur

- Visit to local farmers farms for practical exposure.
- Communication session with the local growers for updating on latest practices to be followed.
- Awareness on market scenario and potential for rapeseed cultivation.
- Overnight in Bharatpur.

### Day 6: DRMR, Bharatpur.

- Visit to NRM section of DRMR, Bharatpur.
- Interaction with faculty and training on ongoing projects.
- Training on natural resource management for sustainable yields.
- Overnight in Bharatpur.

### Day 7: Krishi Vigyan Kendra, Kumher, Bharatpur.

- Visit to KVK, Kumher.
- Training on modern technologies and latest practices.
- Imparting knowledge on major crops grown in the area.
- Overnight in Bharatpur.

### Day 8: KVK, Kumher.

- Training on agriculture extension management practices.
- Evening for local travel and sight seeing.
- Overnight in Bharatpur.

### Day 9 & 10: Bharatpur to state.

- Back journey to state capital.



# Farmers Training cum Exposure Visit on OILSEED CROPS

Directorate of Oilseed Research, Hyderabad

The oilseed consumption pattern in India and consequently the production is undergoing visible changes in the new environment of liberalized trade. Consumption patterns are changing, as consumers are beginning to accept oils other than those consumed traditionally. To meet the changing demand, farmers have taken up the production of new oilseed crops, but India continues to be deficit in the production of oilseeds. Changes in cropping patterns have also taken place with the help of technology missions and price support by the Government and new seeds launched by the industry. Although India ranks among the largest producers of oilseeds in the world such as USA, China and Brazil, its productivity is quite low. The low and fluctuating yields are primarily due to a large part of the cultivation being on marginal lands lacking irrigation and with low levels of input usage. Three oilseeds: groundnut, soybean and rapeseed/mustard, together account for over 80 per cent of aggregate cultivated oilseeds output. Where as cultivation of other crops like sunflower, castor seed and Safflower, olive oil, canola etc. can be equally beneficial for the farmers. Directorate of Oilseeds Research (DOR) Hyderabad is a the premier organization under Indian Council of Agricultural Research (ICAR) with responsibility to plan, coordinate and execute the research programmes and has linkages with the industry and farmers to augment the production and productivity of Castor, Sunflower and Safflower. The oilseed farmers can therefore learn much from the visit to DOR, ICRISAT and oilseed production farms in Andhra Pradesh.



## Highlights of the exposure visit:

1. To see high tech farming and use of improved varieties for oil seed cultivation..
2. Training on new technologies and varieties for different ecosystem.
3. Training on latest practices and exposure to research activities, seeds & technologies

## Technical Study Tour visits:

1. Directorate of Oil seed Research, Rajendranagar, Hyderabad.
2. Visits to adjoining farmer's fields and interaction with local farmers for cultural practices
3. International Crop Research Institute for Semi-Arid Tropics (ICRISAT), Patancheru, Hyderabad
4. Visit to National Institute of Plant Protection and Training, Hyderabad

## Expected outcomes of the event:

1. Adoption of advanced cultivation practices
2. Awareness about crop rotation, inter and relay cropping for high yields and best profits
3. Awareness about the latest seeds, ongoing projects, research activities and farmers linkages

## Tentative Itinerary:

### Day 1 & 2:

- Depart from state to Rajendranagar, Hyderabad.
- Overnight at Hyderabad.

### Day 3: DOR Hyderabad.

- Visit to Directorate of Oil Seed Research,

Rajendranagar, Hyderabad.

- Training on Integrated Farming and its Application.

### Day 4: DOR Hyderabad

- Training on Integrated Pest Management as a plant protection measure.
- Training on bio-fertilizers and organic oilseed cultivation.

### Day 5: Hyderabad.

- Visit to local farmers farms for practical exposure.
- Interaction session with the local growers on latest practices
- Awareness on market scenario and potential for oil seed cultivation.

### Day 6: Hyderabad to ICRISAT, Patancheru.

- Visit to International Crop Research Institute for Semi arid Tropic, Patancheru.
- Interaction with faculty and training on ongoing projects at ICRISAT.

### Day7: ANGR Agriculture University, Hyderabad.

- Visit to ANGRAU, Hyderabad.
- Exposure to modern technologies for more productivity per hectare.
- Imparting knowledge on major crops grown in the area.
- Overnight in Hyderabad.

### Day 8: DOR Hyderabad.

- Interaction with experts on field visits, queries and concluding discussions
- Evening for local travel and sight seeing.
- Overnight in Hyderabad.

### Day 9& 10: Hyderabad to state.

- Back journey to state capital.





# Farmers Training cum Exposure Visit on PULSES

Indian Institute of Pulses Research Kanpur



Pulses complement cereals in both production and consumption. In the production process, pulses improve soil fertility; require less water than cereals and their rotation with cereals controls diseases and pests. On the consumption side, these are relatively cheaper sources of protein. Despite their importance, the per capita availability of pulses has reduced to almost half from about 60 gm/day in 1950-51 to 26 gm/day in 2000-01 as against the recommendation (43 gm/day) of the Indian Council of Medical Research. The Indian Institute of Pulses Research, Kanpur is a premier organization of the Indian Council of Agricultural Research engaged in advance studies on pulses. Kanpur Dehat, situated in the middle of Holy Ganga & Yamuna River, is agriculturally dominating district. About 83% rural population by and large depends on agriculture. Pulses ranked second to wheat in production and area in Kanpur district. Moreover IIPR Kanpur is working on refinement of the new technologies like integrated nutrient management, insect/pest management and different cropping systems for pulses. Chandra Shekhar Azad University of agriculture and technology, Kanpur is conducting research on number of viable crops like Rabi cereals, Barley, legumes, pulses and oil seed with advanced mechanization which could be very

useful for farmers to adopt these kinds of farm practices for their better production and processing.

## Highlights of the exposure visit:

1. To learn the new pulses cultivation techniques.
2. Demonstration of integrated nutrient management in pulses.
3. Imparting training to the farmers on insect/pest and weed management of pulses for better crop yield.
4. Exhibiting productive cropping system such as soyabeen and short duration variety of paddy.

## Technical Study Tour visits:

1. To visit Indian Institute of Pulses Research Kanpur.
2. Field visits to Kanpur Dehat region to see major pulses grown in the area.
3. Visit to Chandra Shekhar Azad University of Agriculture and Technology, Kanpur.
4. Exposure visit to Goldie Industries Kanpur, a leading manufacturer and supplier of spices and processed foods.

## Expected outcomes of the event:

1. Adoption of advanced practices in pulses farming and use of improved varieties and farm resources.
2. Awareness about the benefits of pulse production and income which can be generated.
3. Adaptation to better land and resource utilization.

## Tentative Itinerary:

### Day 1 & 2:

- Depart from state to Kanpur.
- Overnight at Kanpur

### Day 3: Kanpur

- Visit to Indian institute of Pulse Research, Kanpur.
- Training on advanced agro practices for pulses cul-

tivation.

- Overnight at Kanpur.

### Day 4: Kanpur

- Training and extension program at INPR, Kanpur.
- Interaction with Scientists and technical staff of production department for solving farmers queries on technical issues.

### Day 5: Kanpur

- Visit to Chandra Shekhar Azad University of agriculture and Technology, Kanpur
- Interaction with technical staff to well verse with the technical issues and care to be taken during Pulses production.
- Visit to adjoining farmer's field for practical exposure to farm practices adopted in the area.

### Day 6: Kanpur Dehat Region.

- Visit to Kanpur Dehat Region.
- Training on productive cropping system.
- Training on diversification of area from traditional crops to pulses..

### Day 7: Goldie Industries, Kanpur.

- Visit to Goldie Industries Kanpur.
- Interaction with the technicians for post harvest management practices to be followed.
- Exposure visit to processing food plant at Goldie industries.
- Overnight in Kanpur

### Day 8: Kanpur

- Day for recreational visit to Phool Bagh, mall road Kanpur.
- Local travel and sight seeing.
- Overnight in Kanpur.

### Day 9&10: back Journey

- Return to state capital.





# Farmers Training cum Exposure Visit on COTTON

Gujarat - where farmers can learn advanced cotton cultivation practices

The major non food crop of Gujarat is Cotton and it plays a dominant role in its agrarian and industrial economy. Central Gujarat region, including Ahmedabad district, north Gujarat and Saurashtra are the main cotton growing areas in the state. Before the arrival of Bt Cotton, Gujarat produced about 30 per cent of India's total cotton output. Following the introduction of Bt Cotton, Gujarat's yield per hectare has gone up and the state now contributes almost 36 per cent of the country's total production. With the record production, Gujarat has emerged as India's number one cotton producing state. 90 per cent of the cotton produced in the state is either exported to china or sold in the textile towns of south and north India. Gujarat is the main state of our textile industry. The cotton production and productivity in the state are 80 lakh bales and 655 kg/ ha respectively. The Cotton Corporation of India Limited is Government Company and its main objective is to undertake price support operations and commercial operations in developing the market channels and facilitating in cotton export in foreign countries.



## Highlights of the exposure visit:

1. To see process of cotton farming and use of improved varieties and farm resources.
2. Exhibiting integrated cotton farming systems such as mixed cropping and crop rotation practices.
3. Adoption of mechanized farming methods
4. Visit to textile industries in Gujarat to learn the market channels, packaging of cotton

## Technical Study Tour visits:

1. Visit to Ananad Agriculture University (AAU)
2. Two days training and extension service programme at AAU, Ahmadabad
3. To visit high-tech integrated farms in Rajkot, and in Amreli districts
4. Visit to the cotton corporation of India limited, Ahmedabad

## Expected outcomes of the event:

1. Adoption of new cotton farming techniques and use of improved varieties
2. Awareness about use of improved quality seeds/ planting material and crop diversification and their impact on income levels.
3. Adoption of the improved methods, techniques and practices in production, extension, marketing and value chain in cotton produces

## Tentative Itinerary:

### Day 1 & 2: State/Ahmedabad

- Departure from State capital to Ahmedabad
- Shifted to AAU, Ahmedabad, Farmers Guest House
- Evening Film show on new agricultural techniques and practices

### Day 3: Ahmedabad

- Exposure visit to various departments at AAU, Ahmedabad

- Training on cotton crop management at field level
- Discussions with experts at AAU
- Visit to state office of Central Institute for Cotton Research (CICR), Ahmedabad

### Day 4: Ahmedabad

- Exposure visit to local agriculture farms, adopting hi tech production and integrated farming systems
- Training on the variety selection criteria of cotton crop for qualitative and quantities productivity
- Visit to the Cotton Corporation of India limited, Ahmedabad

### Day 5: Junagadh

- Shifted to Gujarat Agricultural University, Junagadh, Farmers Guest House
- Training on Pest Management at field level
- Visiting mechanized farms of agriculture department at GAU, Junagadh

### Day 6: Junagarh

- Training on ongoing research projects and extension programs
- Training on improved varieties and cultivars.

### Day 7: Rajkot / Amreli

- To see new cotton cultivation practices at farmers field
- Discussions with farmers
- Training on management of cotton crop for alkaline soils
- Visit to Asha Cotton Industries, Bhavnagar to see market linkages and marketing systems

### Day 8: Jamnagar

- Visit to mango orchard of Reliance Horticulture Farm at Jamnagar
- Training on Orchard Management of Fruit Crops

### Day 9&10: Back to State

- Return from Jamnagar to State Capital
- If stay at Delhi, a visit to IARI facilities and Indo-Israel Project at Pusa





# Farmers Training cum Exposure Visit on SUGAR CANE

**Maharashtra - where farmers can learn high-tech sugarcane cultivation practices**



**M**aharashtra in tropical region, occupies the top position as far as sugarcane crop area and sugar industry are concerned. Sugar Cane industry is largest agro-based industry of Maharashtra in economic returns, employment potential and poverty alleviation through rural uplift. The sugarcane in Maharashtra is cultivated under varied agro-climatic zones with different management practices along with different input management. Jain irrigation System Private Limited, Jalgaon has developed a latest technology on drip irrigation system for the sugar cane cultivation which increases an additional yield with improved juice quality, ranging from 10 to 25%. Therefore, there is tremendous interest at the farmers' level to go in for sugar cultivation. In the development of Sugar Cane crop in the state, the Vasantdada Sugar Institute (VSI), Pune has been playing a pivotal role. This institute brings about improvement in the socio-economic status of sugarcane grower farmers through research by providing to them new and cutting edge technologies by undertaking or helping to carry on research and other scientific work in connection with the trade or industry related to sugarcane, sugar by-products and allied industries in

Maharashtra. The Maharashtra State Agricultural Marketing Board (MSAMB), Pune is having an important role in developing and coordinating agricultural marketing system in the State of Maharashtra. Thus, farmers from different parts of the country can get quality exposure and learning by a exposure visit to Maharashtra and seeing high-tech farming systems, integrated cropping, resource management, drip irrigation systems, tissue culture labs, research and marketing systems. Maharashtra grows sugar cane as a cash crops which could be very useful for farmers to adopt this kind of cultivation and practices.

## Highlights of the Training cum Exposure Visit:

The farmer's domestic training program will fulfill the objectives of-

1. To see hi tech sugar cane farming system and use of improved varieties and farm resources.
2. Training on sugar cane cultivation practices, its management and on marketing channels
3. To see tissue culture technology and further cultivation systems
4. To see the marketing systems and exports by farmers and commodity groups.
8. Training at JISL on Drip Irrigation System

## Technical Training Visits:

The training and exposure visit would be conducted for the farmers to the following places

1. Vasantdada Sugar Institute (VSI), Pune
2. Maharashtra State Agricultural Marketing Board (MSAMB), Pune
3. Jai Research Foundation, Vapi
4. Jain Irrigation System Pvt. Limited, Jalgaon: By demonstrating its product and service at farm level.
8. Production & Management, Sugar Cane Processing and many more.
10. Participation in two days short term training program especially on Sugar cane cultivation at JISL

## Expected outcomes Training cum Exposure Tour:

1. Adoption of micro irrigation techniques, including drip and sprinkler irrigation along with resource conservation technologies such as water harvesting.
2. Adoption of the hi-tech farming and use of improved

varieties and farm resources

3. Improved post harvest and processing technologies and better packaging, grading and marketing systems.
4. Adoption of the improved methods, techniques and practices in production, extension, marketing and value chain in agricultural crops

## Tentative Itinerary:

### Day 1 & 2 :

- Departure from state capital to Pune

### Day 3 & 4 : Pune

- Exposure visit to Vasantdada Sugar Institute (VSI), Pune
- Two days training on Post Harvest management of Sugar Cane and on selection criteria of best varieties
- Meeting and discussions at Maharashtra State Agricultural Marketing Board

### Day 5 : Vapi

- Visit to Jai Research Foundation, Vapi
- Visit to JRF resource management centre
- Overnight at Vapi

### Day 6: Jalgaon

- Exposure visit to Jain Irrigation System Pvt. Limited for agricultural product demonstrations
- Training at JISL on Drip Irrigation System
- Visit Jalgaon HT farm to see the demonstration of drip irrigation

### Day 7 & 8: Nasik

- Visit to high tech farms in Nasik
- Visit to Tissue culture laboratory
- Return from Nasik to Delhi / State Capital





# Farmers Training cum Exposure Visit on ADVANCED TECHNOLOGIES AND FARMING PRACTICES

## Pantnagar Agriculture University

**G** BPUA&T is the first Agricultural University of India. It was inaugurated by the first Prime minister of India Pt. Jawaharlal Nehru on 17 November, 1960 as the Uttar Pradesh Agricultural University (UPAU). Pantnagar University soon became a significant force in the development and transfer of High Yielding Variety (HYV) seeds and related technology which play major role in Green revolution. Being an Agriculture and Technology university, the main focus of research is on agriculture and engineering. The engineers of the university developed a 'Zero-till Ferti seed drill' for No-till farming, which has been immensely popular in Haryana and Punjab. Uttarakhand is privileged with vast aquatic resources and potential for fish production. Fish culture being less labour intensive, has great potential for income generation even at small scale. Apart from knowledge about package of practices for culture of different fish species know-how of aspects like farm management, feed and feeding, health and disease management is also important. Milk production in Uttarakhand has shown 71 % increased over last two decades. In Uttarakhand average daily milk production of cattle has been found 2.30 kg whereas the average daily milk production of buffalo has been found 3.71 kg. So this holds a great potential for the growth of the dairy industry in the state. Farmers can get a useful exposure by training cum exposure visit to university campus on advanced Agriculture, precision farming and new technologies and developments.



### Highlights of the exposure visit:

1. To learn advanced cultivation practices for Agriculture crops.
2. To identify location specific and economically viable different crops.
3. To learn about the precision farming techniques.
4. To learn about seed and Fish production technology
5. To get knowledge regarding crop production of pulses and wheat crop.

### Technical Study Tour visits:

1. G B Pant University of Agriculture and Technology.
2. Visit to U.S. Seeds and Tarai development Corporation (TDC)
3. Visit to precision farming project
4. Visit on Biofertilizer production.
5. Visit to Animal Husbandry and Fishery Institute

### Expected outcomes of the event:

1. Adoption of advanced practices and use of improved varieties suitable for the Farm Mechanization.
2. Awareness about the crop production, seed production and precision farming techniques.
3. Adoption of various techniques for bio-fertilizer production.
4. Awareness about dairy and fish production.

### Tentative Itinerary:

#### Day 1 & 2: State/Ahmedabad

- Day 1 & 2:
- Depart from state to Pantnagar.

#### Day 2: G B Pant University of A & T.

- Visit to GBPUAT campus.
- Visit to different departments of campus for knowing research and development activities.
- Interaction with Scientists and technical staff for solving farmers queries on technical issues.

#### Day 3: G B Pant University of A & T.

- Visit to various departments of Agriculture.

- Training on latest technologies and varieties developed at campus for major agriculture crops.

#### Day 4 UA Seed and Tarai Development Corporation, Haldi

- Visit to US Seed and Tarai Development Corporation.
- Training on latest technologies and varieties developed at campus for major agriculture and horticulture crops.

#### Day 5: Animal Husbandry, Gopeswar, Chamoli.

- Visit to Animal Husbandry Farm, Chamoli
- Training on different aspects of animal husbandry and fisheries
- Discussions with scientists to solve the livestock problems.

#### Day 6: Fishry institute, Clamaint town, Dehradun.

- Visit to fisheries institute Clamaint Town, Dehradun
- Interaction with technical staff about fish production technology.

#### Day 7: G B Pant University of A & T

- Visit to nearby progressive farmers for know about various techniques of precision farming.
- Interaction with local farmers and exposure to different crops grown in the area.

#### Day 8: Bio-fertilizer production centre, G B Pant University of A & T

- Visit to Bio-fertilizer production centre
- Interaction with the scientists and exposure to techniques in bio-fertilizer production.

#### Day 9: G B Pant University of A & T.

- Visit to various fields of progressive farmers
- Training on cultivation of various agricultural crops and its commercial aspect for near future.
- Visit to farms of progressive farmers

#### Day 10: Back Journey

- Back journey to respective destinations.





# CONCEPT AGROTECH CONSULTANTS LIMITED

*Catalysing agribusiness growth ...*

## Mission

To be the prime movers of business growth in agriculture sector with our widening role in information management, research & studies, business consulting and human resource services



*We fulfill staffing needs of blue chip companies.  
Visit us to see details...*

**[www.agrijobs.in](http://www.agrijobs.in)**

*We provide complete business consulting solutions to  
agri sector. Visit us to see details.....*

**[www.cacl.in](http://www.cacl.in)**

*We provide comprehensive information solutions to  
agri sector. Visit us to see details.....*

**[www.agriculturetoday.in](http://www.agriculturetoday.in)**

### Some of our esteemed clients

- ◆ Tata Chemicals Ltd
- ◆ Deepak Fertiliser and Petrochemicals Corporation Ltd
- ◆ ACME Group
- ◆ Netafim Irrigation India (P) Ltd.
- ◆ Nuzveedu Seeds Ltd.
- ◆ Reliance Industries Ltd.
- ◆ Nagarjuna Fert. & Chem. Ltd.
- ◆ DCM Srinagar Consolidated Ltd.
- ◆ FIE Industries Ltd.
- ◆ PI Industries Ltd.
- ◆ Multicommodity Exchange of India Ltd
- ◆ J.K. Seeds Ltd.
- ◆ Advanta India Ltd.
- ◆ El DuPont (I) Pvt. Ltd.
- ◆ Excel Crop Care Ltd.
- ◆ Indofil Chemicals Company
- ◆ Jubilant Organosys Ltd.
- ◆ Mahyco Monsanto Biotech Ltd.
- ◆ Sudarshan Chemical Industries
- ◆ Government of Uttaranchal
- ◆ AP State Remote Sensing Agency
- ◆ Indo-Gulf Corporation
- ◆ United Phosphorous Ltd.
- ◆ IFFCO Limited
- ◆ Field Fresh Ltd.

We fill  
**Concept**  
till Harvest




**NS**  
AGRI NEWS SERVICE  
A unique information tool

*Agriculture information is exploding,  
but now it's easy to manage and  
available on a single click..*

502, Rohit House, Tolstoy Road, New Delhi - 110 001, Tel: 011-23731128 / 29 Fax: 011-23731130  
Email: [ceo@cacl.in](mailto:ceo@cacl.in) [agriHR@cacl.in](mailto:agriHR@cacl.in) [research@cacl.in](mailto:research@cacl.in) Website: [www.cacl.in](http://www.cacl.in) [www.agrijobs.in](http://www.agrijobs.in)



# Farmers Training cum Exposure Visit Programs on Horticulture





# Farmers Training cum Exposure Visit to HIMACHAL PRADESH

Himachal Pradesh – where farmers can learn advanced horticulture



Himachal Pradesh has been endowed with a wide range of agro climatic conditions due to which a large number of horticulture commodities like fruit crops (from temperate to sub tropical), flowers, vegetables, mushrooms, hops, tea, medicinal & aromatic plants etc. are successfully grown here. HP could play as a role model for the horticulture farmers to learn from its experience in high-tech horticulture and its well developed market linkage systems. Since most horticultural produce are perishable and need careful handling, marketing and value addition, in this respect HP has much to offer for learning by the farmers. It's farmer - market linkages, procurement and marketing system and value chain through HPMC model can be a good learning experience for the farmers, besides study of various crops and crops management systems.

## Highlights of the Study Tour:

This initiative of farmers inter-state technology exposure visit program will fulfill the following objectives:

1. To identify location specific and economically viable different crops.
2. Showing advanced practices in horticulture farming and use of improved varieties and farm resources.
3. Training on Floriculture and Landscape Management
4. Training Post Harvest Physiology of Fruit Crops
5. Training on Nursery Management and its application
6. Training on Cultivation of Mushroom by organic farming and exposure visit to NRC, Chambaghat

## Technical Study Tour Visits:

1. Central Potato Research Institute, Shimla
2. Himachal Pradesh Horticultural Produce Marketing and Processing Corporation Ltd. (HPMC) Shimla
3. National Research Centre for Mushroom, Chambaghat, Solan.
4. Dr. Y.S. Parmar University of Horticulture and Forestry, Solan
5. Regional Horticultural Research Station, Mashobra
6. HPMC unit Parwanoo
7. RHRS, Kandaghat

## Expected outcomes of the event:

1. Adoption of protected cultivation by use of low cost green house and poly house technologies.
2. Adoption of micro irrigation techniques, including drip and sprinkler irrigation along with resource conservation technologies such as water harvesting.
3. Adoption of the advanced practices in horticulture farming and use of improved varieties and farm resources
4. Adoption of the improved methods, techniques and

practices in production, extension, marketing and value chain

## Tentative Travel Itinerary:

### Day 1&2: Delhi/Chandigarh

- Depart from State to Delhi
- Visit to Indo-Israel project at Pusa
- Overnight at IARI, Pusa, New Delhi

### Day 3: Delhi to Chandigarh, via Karnal

- Depart Delhi
- Visit to KVK and NDRI facilities in Karnal
- Overnight at Chandigarh

### Day 4: Departure to Solan

- Visit to HPMC unit at Parwanoo
- Visit to floriculture Nursery at Parwanoo
- Arrival at Dr. Y. S. Parmar University of Horticulture & Forestry
- Overnight at UHF, Nauni

### Day 5: Solan

- Visit to Y.S.Parmar University of Horticulture & Forestry
- Visit to different departments of the university
- Overnight in Solan

### Day 6: Solan / Shimla ( 50 kms)

- Training on Cultivation of Mushroom by organic farming and exposure visit to NRC, Chambaghat and other private mushroom growing unit (Shimla)
- Overnight at Shimla

### Day 7: Shimla/Mashobara (40 kms)

- Visit to Horticulture Research Station, Masohara
- Training on Nutrient management for apple cultivation in Hilly Regions
- Dinner overnight in Mashobara

### Day 8: Mashobra / Shimla

- Visit to Potato Research Institute, Shimla
- Training on Post harvest management of potato

### Day 9 :

- Arrival at Delhi
- Overnight at IARI, Pusa
- Return from Delhi to the State Capital





# Farmers Training cum Exposure Visit to MAHARASHTRA

Maharashtra – where farmers can learn advanced horticulture

Maharashtra is a leading State in horticulture crops, having diverse agro climatic conditions suitable to cultivation of a wide range of crops. The state has a well developed basic infrastructure, with enterprising and innovative farmers. Specific crop based farmers organizations play a significant role in the regulation of markets for farmers. The predominance of cash crops in irrigated area and strong cooperative movement has helped the State to emerge as the largest producer of onion, citrus, mushroom, cashew nut, grapes, banana, orange, pomegranate, barley, sugarcane and helped in economic enhancement of farmers. The different types of soil, diverse agro climatic conditions, adequate technical manpower, increasing trend in drip irrigation, green house and use of cool chain facilities offer wide opportunities to grow different horticultural crops in the state. Thus, farmers from different parts of the country can get quality exposure and learning by a exposure visit to Maharashtra and seeing high-tech farming systems, integrated cropping, resource management, drip irrigation systems, tissue culture labs, research and marketing systems.



## Highlights of the Study Tour:

The farmers domestic learning program will fulfill the objectives of-

1. The farmers domestic learning program will fulfill the objectives of-
2. To identify location specific and economically viable different crops.
3. To see hi tech farming and use of improved varieties and farm resources.
4. To see tissue culture based cropping and use of drip systems
5. To see the marketing systems and exports by farmers and commodity groups
6. Training on Citriculture
7. Training on drip irrigation technologies
8. Training on Agricultural Marketing in Maharashtra

## Technical Study Tour Visits:

The farmers would be visiting the following places and will see technical demonstrations at:

1. National Research Centre for Citrus, Shankar Nagar Amravati Road, Nagpur
2. Maharashtra State Agricultural Marketing Board (MSAMB), Pune
3. National Research Centre for Grapes, Manjri Farm, Solapur Road Pune
4. National Research Centre for Onion and Garlic, Rajguru Nagar, Pune
5. Jain Irrigation System Pvt. Limited, Jalgaon: By demonstrating its product and service at farm level.

## Expected outcomes of the event:

1. Adoption of micro irrigation techniques, including drip and sprinkler irrigation along with resource conservation technologies such as water harvesting.
2. Adoption of the hi-tech farming and use of improved varieties and farm resources
3. Awareness about use of improved quality seeds/ planting material and crop diversification and their impact on income levels.

4. Adoption of integrated farming systems and improved post harvest and processing technologies and better packaging, grading and marketing systems.
5. Adoption of the improved methods, techniques and practices in production, extension, marketing and value chain in horticulture produces

## Tentative Itinerary:

### Day 1 & 2 :

- State capital to Nagpur

### Day 3: Nagpur

- Exposure visit to National Research Centre for Citrus
- Training on Citriculture

### Day 4: Jalgaon

- Exposure visit to Jain Irrigation System Pvt. Limited for agricultural product demonstrations
- Training on Drip irrigation technologies
- Exposure visit to local farm practice and service by Jain Irrigation

### Day 5 : Jalgaon

- Training on hitech horticulture at JISL
- Visit Jalgaon HT farm , which is known for its advances in horticulture particularly bananas and cotton, especially by resorting to drip irrigation, has created a role model for cultivators in other parts of country

### Day 6 : Pune

- Visit to horticulture fields along the way to Pune
- Meeting and discussions at Maharashtra State Agricultural Marketing Board
- Horticulture market visit to adjoining cultivated areas of Pune

### Day 7: Pune

- Exposure visit to National Research Centre for Grapes, Manjri Farm, Solapur Road, Pune
- National Research Centre for Onion and Garlic, Rajguru Nagar, Pune
- Training on Grafting Technique for Grapes

### Day 8 & 9 :

- Return from Pune to State Capital





# Farmers Training cum Exposure Visit to KARNATAKA

Karnataka - where farmers can learn advanced horticulture



Karnataka occupies a prominent place in the field of modern horticulture in the country. The diverse agro-ecological conditions prevailing in Karnataka has made it possible to grow different types of horticultural crops such as fruits, vegetables, flowers, spices, plantation crops, root and tuber crops, medicinal and aromatic crops etc. Horticulture provides excellent opportunities in raising the income of the farmers even in the dry tracts. A significant shift towards horticulture is evident in the state with an increase in area and production under horticulture crops. The best of flowers are produced in the state, which are now exported and have already established name in the international market. Around 250 established regulated markets in the state also offer opportunities to the fruit growers for marketing. Thus, farmers from different parts of the country can get quality exposure and learning by a exposure visit to Karnataka

and seeing high-tech farming systems, integrated cropping, resource management, drip irrigation systems, tissue culture labs, research and marketing systems. Karnataka grows a number of seasonal cash crops and horticultural crops, which could be very useful for farmers to adopt this kind of cultivation and practices.

## Highlights of Training cum Exposure visit :

The farmers domestic learning program will fulfill the objectives of-

1. To identify location specific and economically viable different crops.
2. To see hi tech farming and use of improved varieties and farm resources.
3. To see tissue culture based flower cropping and use of drip systems
4. To see the marketing systems and exports by farmers and commodity groups
5. Training on management of grape at field sites
6. Training on Food Processing technology and visit to food processing unit

## Technical Study Tour visits:

The farmers would be visiting the following places and get training cum exposure through technical demonstrations at:

1. Central Coffee Research Institute (CCRI), Chikmanglur , Karnataka
2. Central Food Technological Research Institute, Mysore, Karnataka
3. II HR, Hessaraghatta, Bangalore, Karnataka
4. Karnataka State Horticulture Mission Lalbagh, Bangalore Karnataka
5. National Research Centre For Grape, Hessarghatta Lake Bangalore
6. National Research Centre for Cashew, Puttur, Karnataka

## Expected outcomes of the event:

1. Adoption of protected cultivation by use of low cost green house and poly house technologies.
2. Adoption of micro irrigation techniques, including drip and sprinkler irrigation along with resource conservation technologies such as water harvesting.
3. Adoption of the advanced practices in horticulture farming and use of improved varieties and farm resources

4. Adoption of integrated farming systems and improved post harvest and processing technologies and better packaging, grading and marketing systems.
5. Adoption of the improved methods, techniques and practices in production, extension, marketing and value chain in horticulture produces

## Tentative Itinerary

### Day 1 & 2 :

- State capital to Bangalore.
- Arrive Bangalore.

### Day 3 & 4: Bangalore

- Visit to Indian Institute of Horticultural Research, Hessarghatta, Bangalore
- Two days training on Post harvest Management of Horticultural Crops
- Visit to horticulture fields to study their cultivation practices

### Day 5: Bangalore

- Visit to National Research Centre for Grape, Hessarghatta Lake Bangalore
- Training on management of grape at field sites
- Visit to Karnataka State Horticulture Mission Lalbagh, Bangalore Karnataka

### Day 6: Mysore

- Training on Food Processing technology and visit to food processing unit
- Visit to Central Food Technological Research Institute, Mysore
- Exposure visit to near by area of Rubber Plantation

### Day 7: Chikmanglur

- Visit to Central Coffee Research Institute (CCRI), Chikmanglur
- Visit to Tissue culture laboratory
- Training on Nursery management and its application

### Day 8 & 9:

- Return from Bangalore to State Capital





# Farmers Training cum Exposure Visit to KERALA

Kerala - where farmers can learn advanced horticulture

Kerala is an essentially agrarian State and it's vast majority of the population are dependent directly or indirectly on agriculture for livelihood. The main crops grown in the State are paddy, coconut, pepper, ginger, cardamom, turmeric, cinnamon, tea, coffee, cashew, tapioca, arecanut and the plantation crops like rubber. The Indian Institute of Spices Research (IISR) has contributed significantly by releasing around 25 different varieties of spices to the country. The Central Tuber Crop Research Institute (CTCRI) is also significantly contributing on horticultural R&D. Spices Board, Department of Spices, Department of Arecanut, Institute of Plantation Management and many private Horticulture and Plantation R&D centres are located in Kerala. Kerala is a leading State in horticulture and having tropical and temperate agro-climatic conditions suitable to cultivation of a wide ranges of horticulture crops.



The predominance of cash crops in irrigated areas and market linkages systems has helped the State to emerge as the largest producer of rubber, tea, coffee and other spices crops. Thus, farmers from different parts of the country can get quality exposure and learnings by visit to this State and seeing horticulture farming systems, integrated cropping, resource management and number of seasonal cash crops, which could be very useful for farmers to adopt this kind of cultivation and practices in their respective State.

## Highlights of the Study Tour:

The farmers domestic learning program will fulfill the objectives of-

1. To understand integrated farming systems and resource management
2. To see process of spices farming, use of improved varieties and farm resources
3. To see various horticultural crops being grown scientifically
4. Training on recent innovation in Horticulture
5. Two days training to farmer on new technological adoption in Spices cultivation
6. Training on Harvest and Post harvest technologies of tuber crops
7. Training on management of coconut marketing

## Technical Study Tour Visits:

The farmers would be visiting the following places and will get exposure through technical demonstrations at:

1. Kerala State Horticultural Product Development Corporation (KSHPPDC), Poojappura, Thrivendrum
2. Indian Institute of Species Research, (IISR) Marikunnu, Kozhikode
3. Centre for Water resource Development and Management (CWRDM), Kunnamangalam, Kozhikode
4. Central Plantation Crop Research Institute (CPCRI), Kasargod
5. Central Tuber Crop Research Institute (CTCRI), Sreekariyam, Thrivendrum
6. Centre for Water Resource Development and management (CWRDM) Kunnamangalam, Kozhikode
7. Visit to Kerala Agriculture University, Trichur

## Expected outcomes of the event:

1. Water and land resource management
2. Adoption of the new spices farming and use of improved varieties and farm resources
3. Awareness about use of improved quality seeds/ planting material and crop diversification and their impact on income levels.
4. Adoption of the improved methods, techniques and practices in production, extension, marketing and value chain in horticulture produces

## Tentative Itinerary:

### Day 1&2 :

- State capital to Trivendrum
- Arrive Trivendrum

### Day 3:

- Visiting KSHPPDC, Poojappura, Trivendrum
- Training on recent innovation in Horticulture

### Day 4&5:

- Indian Institute of Species Research, (IISR) Calicut, Kozhikode
- Visit to Agricultural Technology Information Centre of IISR and exposure to new major Spices production and process.

### Day 6:

- Central Tuber Crop Research Institute (CTCRI), Sreekariyam, Thiruvananthapuram
- Training on Harvest and Post harvest technologies of tuber crops

### Day 7&8:

- Central Plantation Crop Research Institute, Kasargod, Kerala
- Centre for Water Resource Development and management (CWRDM), Kasargod

### Day 9 and 10:

- Return from Thiruvananthapuram to State Capital





# Farmers Training cum Exposure Visit on MANGO

Central Institute of Sub Tropical Horticulture, Lucknow



**M**ango (*Mangifera indica*) is the leading fruit crop of India and considered to be the king of fruits. Besides delicious taste, excellent flavor and attractive fragrance, it is rich in vitamin A&C. The tree is hardy in nature and requires comparatively low maintenance costs. Mango occupies 22% of the total under fruits comprising of 1.2 million hectares, with a total production of 11 million tones. Uttar Pradesh and Andhra Pradesh are having the largest area under mango each with around 25% of the total area followed by Bihar, Karnataka, Kerala and Tamil Nadu. Mango fruit is utilized at all stages of its development both in its immature and mature state. Raw fruits are used for making chutney, pickles and juices. The ripe fruits besides being used for desert are also utilized for preparing several products like squashes, syrups, nectars, jams and jellies. The Central Institute for Subtropical Horticulture (CISH) was initially

set up as Central Mango Research Station in the home land of world famous Dashehari variety of mango on 4th September, 1972 under the aegis of the Indian Institute of Horticultural Research, Bangalore. On 1st June, 1984, it was upgraded to the level of a full-fledged Institute and named as Central Institute of Horticulture for Northern Plains. Farmers can be benefited by a training program at CISTH, Lucknow.

## Highlights of the exposure visit:

1. To learn advanced cultivation practices for Mango as a commercial crop.
2. To identify location specific and economically viable varieties and cultivars of Mango.
3. To well verse with the new varieties and technologies for high increase per acre.

## Technical Study Tour visits:

1. Central Institute of Sub Tropical Horticulture (CISTH) Lucknow.
2. Visits to adjoining farmer's fields and interaction with local farmers.
3. Visit to CDRI, NBRI and CIMAP Lucknow.

## Expected outcomes of the event:

1. Adoption of advanced practices and use of improved varieties.
2. Awareness about post harvest management and Integrated Pest Management for impact on income levels.
3. Adoption of improved methods, techniques and practices in production, extension, marketing and value chain.

## Tentative Itinerary:

### Day 1 & 2:

- Depart from state to Lucknow.
- Overnight at Lucknow.

### Day 3: Lucknow

- Visit to Central Institute of Sub Tropical Horticulture, Lucknow.
- Training on common package and practices followed for quality mango cultivation.

- Interaction with Scientists and technical staff for solving farmers queries on technical issues.
- Overnight in Lucknow.

### Day 4: Lucknow

- Visit to Central Institute of Sub tropical Horticulture (CISH).
- Training on latest technologies released by CISH for mango and other sub tropical fruits.
- Training on IPM practices to be followed for mango cultivation.

### Day 5: Lucknow

- Visit to Central Institute of Sub tropical Horticulture (CISH).
- Imparting knowledge to the farmers on training and pruning of mango crop.
- To make them well verse about the regular bearing varieties of mango.
- Overnight in Lucknow.

### Day 6: Lucknow

- Visit to National Botanical Research Institute, Lucknow.
- Interaction with scientists on the latest R & D projects running in NBRI.
- Overnight in Lucknow.

### Day 7: Lucknow

- Visit to Central Drug Research Institute, Kanpur.
- Training on post harvest management practices followed for medicinal and aromatic plants.
- Overnight Kanpur

### Day 8: Lucknow

- Visit to adjoining mango farms in the area.
- Interaction with local farmers on technical issues.

### Day 9 & 10: Return Journey

- Return to state capital.





# Farmers Training cum Exposure Visit on BANANA

Jalgaon, Maharashtra

Banana is one of the most important fruit crops globally with 97.5 million tones of production. In India, it supports livelihood of millions of people in production, logistics and retailing. Banana is grown in most parts of the country, but Southern and Western regions are the major producers with total annual production of 16.91 million tones from approx. 5.25 lac hectares. The State of Maharashtra ranks first in productivity of banana with 60 T/ha, as against the national average of 35 MT/Hac. Banana contributes approx. 37% to the total fruit production in India. Banana is one of the major and economically very important fruit crop of Maharashtra. Banana occupy 20% area among the total area under horticulture in the State. Maharashtra ranks second in area and first in productivity in India. Jalgaon is the major Banana growing district in Maharashtra which occupies 50,000 hectares area under this crop. But most of Banana is grown by planting suckers. The technology development in agriculture is very fast, and the latest method of banana cultivation is by through Tissue Culture Technique. Farmers can get an exposure on modern banana cultivation at Jalgaon. Tissue culture has proven revolutionary for the banana farming in India.



## Highlights of the exposure visit:

1. To see hi tech farming and use of improved varieties and farm resources.
2. Training tissue culture based cropping and use of drip systems.
3. Training on micro irrigation systems.

## Technical Study Tour visits:

1. Visit to Jain Irrigation Systems Ltd. Jalgaon, Maharashtra.
2. Visit to Jain hills Jalgaon for tissue culture excellence in Banana
3. Visits to MPKV, Banana Research Station, Jalgaon.
4. Visit to adjoining banana model farms.

## Expected outcomes of the event:

1. Adoption of advanced practices and high tech farming.
2. Awareness about tissue culture in banana at Jain, Jalgaon.
3. Adoption of improved methods, techniques and practices in production, extension, marketing and value chain.

## Tentative Itinerary:

### Day 1 & 2:

- Depart from state to Jalgaon.
- Overnight in Jalgaon.

### Day 3: JISL, Jalgaon

- Visit to JISL, Plastic Park, Jalgaon.
- Communication session with experts on Jains

## Products and Services.

- Training on micro irrigation systems and there role in booming agricultural economy in India.
- Overnight in Jalgaon.

### Day 5: Jalgaon.

- Visit to JISL Food Park, Jalgaon.
- Training on processing of banana and fruits at Jain Food Park.
- Overnight in Jalgaon.

### Day 6: Jain Hills, Jalgaon.

- Visit to Jain Agri Park Jalgaon.
- Training on tissue culture technology in India.
- Interaction with the bio tech experts on tissue culture in Banana.
- Overnight in Jalgaon.

### Day 7: MPKV, Banana Research Station.

- Visit MPKV, Banana research Station.
- Training on high tech farming and tissue culture in Banana.
- Training on IPM practices to be followed in Banana.
- Overnight in Jalgaon.

### Day8: MPKV, Banana Research Station.

- Training on nutrition and intercropping in banana.
- Training on ongoing projects at research station.
- Training on natural resource management.
- Overnight in Jalgaon.

### Day 9& 10: Jalgaon to state capital.

- Back Journey to state capital.





# Farmers Training cum Exposure Visit on CITRUS

National Research Centre for Citrus, Nagpur



**S**antra or mandarin orange (*Citrus reticulata*) grows successfully in all tropical and subtropical parts of the country. It tolerates more humidity in summer and winter than the sweet orange. One of well known specialties of Nagpur is the world famous Nagpur orange, the cultivation of which in Vidarbha region of Maharashtra has brought indispensable glory to the region. The orange is cultivated in 80000 hectares area in Vidarbha with a total production of nearly 5 lakh tons. Nagpur orange in Nagpur district is cultivated in 20, 965 hectares area. Moreover National Research Center for Citrus, Nagpur is continuously updating farmers with latest technologies through quality research programmes. Thus farmers from different parts of the country can get quality exposure and learning by a exposure visit to Nagpur, which could be very useful for farmers from economic point of view.

## Highlights of the exposure visit:

1. To see high tech farming and use of improved varieties for Nagpur oranges.
2. Training on citriculture.
3. Training on tissue culture and germplasm for developing disease resistant varieties of mandarins.

## Technical Study Tour visits:

1. National Research Centre for Citrus, Shankar Nagar Amravati Road, Nagpur.
2. Visits to adjoining farmer's fields and interaction with local farmers for cultural practices followed.
3. Shri Shivaji College of Horticulture Amravati.

## Expected outcomes of the event:

1. Adoption of advanced practices and use of improved varieties.
2. Awareness about post harvest management and crop diversification in citrus and their impact on income levels.
3. Adoption of improved methods, techniques and practices in production, extension, marketing and value chain.

## Tentative Itinerary:

### Day 1 & 2:

- Depart from state to Delhi.
- Visit to IARI facilities at Pusa
- Overnight at IARI Pusa

### Day 3 and 4: Delhi to Nagpur

- Arrival at Nagpur.
- Overnight at Nagpur.

### Day 5: Nagpur

- Visit to National Research Center for Citrus.
- Training on citriculture.
- Overnight in Nagpur.

### Day 6: Nagpur

- Visit to nearby farmers fields to study their cultivation practices for citrus.
- Interaction with farmers of adjoining areas for better crop production.
- Evening travel to historical places in Nagpur.
- Overnight in Nagpur.

### Day 7: Nagpur to Amravati

- Visit to horticulture farms on the way to Amravati.
- Overnight in Amravati.

### Day 8: Amravati

- Visit to Shri Shivaji College of Horticulture Amravati.
- Training on high tech horticulture at Amravati.
- Interaction with scientists and technical staff for cultivation practices on horticulture.
- Overnight in Amravati.

### Day 9& 10: Amravati to Delhi

- Arrival in Delhi
- Overnight at IARI Pusa.
- Return to state capital.



# Farmers Training cum Exposure Visit on LITCHI

Tirhut College of Agriculture Dholi, Muzzafarpur

Litchi (*Litchi Chinensis*) is grown extensively in northern Bihar, in the sub mountain districts of western Uttar Pradesh, in Punjab and low hills Kangra valley of Himachal Pradesh. About 70 percent of all litchis produced in India are grown in Bihar. The number of farmers in the state growing litchis has increased in the last decade, especially in Muzaffarpur district. The famous shahi litchi of Muzaffarpur is an exclusive brand of Bihar. The state is moving to claim the brand name under intellectual property rights (IPR) laws. Studies shown that litchi can become a very good cash crop for farmers from other states with similar climatic conditions.



## Highlights of the exposure visit:

1. To see high tech farming and use of improved varieties for Litchi.
2. Training on Litchi cultivation.
3. Training on latest projects and research activities taking place in RAU and allied institutes.

## Technical Study Tour visits:

1. Tirhut College of Agriculture Dholi, Muzzafarpur
2. Visits to adjoining farmer's fields and interaction with local farmers for cultural practices followed.
3. Visit RAU, Pusa Samastipur and Horticulture Research Station, Barouli Samastipur.

## Expected outcomes of the event:

1. Adoption of advanced practices and use of improved varieties.
2. Awareness about post harvest management and crop diversification in Litchi and their impact on income levels.
3. Awareness about the ongoing projects and research activities on Litchi.

## Tentative Itinerary:

### Day 1 & 2:

- Depart from state to Delhi.
- Visit to IARI facilities at Pusa
- Overnight at IARI Pusa

### Day 2 and 3: Delhi to Muzzafarpur.

- Arrival at Muzzafarpur.
- Overnight at Muzzafarpur.

### Day 4: Muzzafarpur

- Visit to Tirhut college of Agriculture Dholi, Muzzafarpur.
- Training on Litchi cultivation and interaction with concerned faculty.

### Day 5: Muzzafarpur

- Visit to nearby farmers fields to study their cultivation practices for Litchi.
- Interaction with farmers of adjoining areas for better crop production.

### Day 6: Muzzafarpur to RAU, Samastipur

- Visit to Litchi farms on the way to Samastipur.
- Overnight in Samastipur.

### Day 7: Samastipur

- Visit to Rajendra Agriculture University, Pusa Samastipur..
- Training on high tech horticulture for litchi.
- Interaction with scientists and technical staff for cultivation practices in litchi..
- Overnight in Samastipur

### Day 8: Samastipur to Barouli.

- Visit to Horticulture Research Station, Barouli.
- Training on ongoing research projects and interaction with Horticulture specialists.

### Day 9& 10: Samastipur to Delhi

- Arrival in Delhi
- Overnight at IARI Pusa.
- Return to state capital.



# Farmers Training cum Exposure Visit on STONE FRUITS

Dr Y S Parmar University, Solan



India produces various varieties of deciduous fruits including pome fruits (apple and pear) and stone fruits (peach, plum, apricot and cherry) in considerable quantity. These are mainly grown in the North-Western Indian States of Jammu and Kashmir (J&K), Himachal Pradesh (H.P.) and in Uttarakhand hills. The North-Eastern Hills region, comprising of the States of Arunachal Pradesh, Nagaland, Meghalaya, Manipur and Sikkim also grow some of the deciduous fruits on a limited scale. Due to introduction and adaptation of low chilling cultivars of crops like peach, plum and pear, they are also now being grown commercially in certain areas of the north Indian plains. Out of all the deciduous fruits, apple is the most important in terms of production and consumption. Pears and other deciduous fruits were domesticated successfully in the early part of the 20th century, although some of them were reported to grow under semi-wild conditions much earlier. Dr. Yashwant Singh Parmar University of Horticulture and Forestry, Solan has earned a unique distinction not only in the

country but also in whole of Asia to impart teaching, research and extension education in horticulture, forestry and allied disciplines with Himalayan perspective. Its milestones in teaching, research and extension education have strengthened the path of sustainable development of horticulture and forestry in Himachal Pradesh and have further presented a model of prosperity for eco-conscious development before Indian Himalayan states and entire region of Hindu Kush Himalayas.

## Highlights of the exposure visit:

1. To identify location specific and economically viable pome and stone fruits.
2. To familiarize with the disease and pest resistant varieties of stone fruits.
3. Imparting training to the farmers on latest practices and cultivation techniques stone and pome fruits

## Technical Study Tour visits:

1. Department of Fruit Science, Dr Y S Parmar University of Horticulture and Forestry, Solan.
2. Field visit to see stone fruits grown in the area and interaction with farmers.
3. Krishi Vigyan Kendra, Kandaghat to see peach and plum farm and nursery of stone fruits

## Expected outcomes of the event:

1. Adoption of advanced practices in stone and pome fruits farming and use of improved varieties and farm resources.
2. Awareness about the benefits of stone fruits production.
3. Adaptation to better land and resource utilization.

## Tentative Itinerary:

### Day 1 & 2:

- Depart from state to Solan
- Overnight in Solan.

### Day 3: Dr Y S Parmar Solan

- Visit to Department of Fruit Science, Dr Y S Parmar UHF, Nauni.
- Interaction with faculty and lecture on stone and pome fruits cultivation
- Overnight at University campus

### Day 4: Dr Y S Parmar Solan

- Training on common package and practices followed for Peach, Plum, Pear, Apricot and other stone fruits.
- Interaction with Scientists and technical staff of fruit science department .

### Day 5: Dr Y S Parmar Solan-

- Field Visit to Deptt. of Fruit Science for practical exposure to farm practices adopted in the area.
- Interaction with technical staff to well verse with nursery management practices .

### Day 6: Solan to Kandaghat

- Visit to KVK Kandaghat.
- Training on nursery management and major insect/pest management practices for stone fruits.
- Visit to fruit farms in Kandaghat region.
- Overnight in Solan.

### Day 7: RHRS Mashobra.

- Visit to Regional Horticulture Research Station Mashobra.
- Field exposure to stone fruit cultivation in RHRS Mashobra.
- Imparting training on new varieties and cultivars for different ecosystems.
- Overnight in Shimla.

### Day 8: CPRI, Kufri.

- Visit to Central Potato Research Institute, Kufri.
- Interaction with technical staff on research activities taking place in CPRI.
- Field exposure to stone fruit farms in nearby areas.

### Day 9: Shimla

- Day for local travel in Shimla and Jakhu Temple.

### Day 10: Back Journey

- Return to state capital.





# Farmers Training cum Exposure Visit on PASSION FRUIT

Indian Institute of Horticultural Research, Bangalore

India, for many years, has enjoyed a moderate harvest of purple passion fruit in the Nilgiris in the south and in various parts of northern India. In many areas, the vine has run wild. The yellow form was unknown in India until just a few decades ago when it was introduced from Ceylon and proved well adapted to low elevations around Madras and Kerala. It was quickly approved as having a more pronounced flavor than the purple and producing within a year of planting heavier and more regular crops. The purple passion fruit was introduced into Israel from Australia early in the 20th Century and is commonly grown in home gardens all around the coastal plain, with small quantities being supplied to processing factories. Passion Fruit is used in a variety of dishes such as cakes, pies, beverages, puddings, salads etc. The Indian Institute of Horticultural Research (IIHR) A Premier research institute of Indian Council of Agricultural Research, in India devoted entirely to enhancing horticultural productivity in the country. In the last nearly four decades, the Institute has pioneered several mega projects that have borne rich dividends in terms of scaling up and extending the frontiers of fruit, vegetables and flower productions in this part of the Asian sub-continent.



## Highlights of the exposure visit:

1. To see high tech farming and use of improved varieties for passion fruit.
2. Training on IPM and multicropping in passion fruit.
3. Training on latest projects and research activities taking place in UAS Bangalore and IIHR, Hessaraghatta, Bangalore.

## Technical Study Tour visits:

1. University of Agriculture Sciences, Bangalore. .
2. Visits to adjoining farmer's fields and interaction with local farmers for cultural practices followed.
3. Visit Indian Institute of Horticulture Research, Hessaraghatta, Bangalore.

## Expected outcomes of the event:

1. Adoption of advanced practices and use of improved varieties.
2. Awareness about post harvest management and high tech farming of Passion fruit and their impact on income levels.
3. Awareness about the ongoing projects and research activities in UAS and IIHR Bangalore.

## Tentative Itinerary:

### Day 1 & 2:

- Depart from state to Bangalore
- Overnight in Bangalore.

### Day 3: Bangalore

- Visit to UAS, Bangalore.
- Interaction with faculty of horticulture department at UAS.
- Training on passion fruit cultivation.
- Overnight at Bangalore.

### Day 4: Bangalore

- Visit to local passion fruit farms and interaction with farmers.
- Training on latest package and practices followed for passion fruit cultivation.
- Overnight in Bangalore

### Day 5: Bangalore to IIHR, Hessaraghatta.

- Visit to IIHR Hessaraghatta.
- Interaction with faculty and training on ongoing projects on passion fruit.
- Training on market intelligence and export of fruits, vegetables and floriculture crops.
- Overnight in Bangalore

### Day 6: IIHR, Hessaraghatta

- Visit to IIHR Hessaraghatta.
- Field level exposure to the trainees on crop cultivation.
- Training on major diseases and pest associated with crop and their measures.
- Imparting knowledge to the farmers on major thrust and challenges in passion fruit cultivation.
- Overnight in Bangalore

### Day 7: Bangalore

- Visit to International Flower Auction Ltd. Bangalore.
- Training on online auction and export potential of floriculture industry.
- Awareness on development of cold chain in flowers.

### Day 8: Bangalore

- Visit to see Lal Bagh garden Bangalore.
- Local travel to major historical places in Bangalore.

### Day 9& 10: Bangalore to State.

- Back journey to state capital.





# Farmers Training cum Exposure Visit on POTATO

Central potato Research Institute, Kufri, Shimla



Potato is considered as the 'king' in food staples and hardly any domestic kitchen is available where it is not used in routine in one form or the other. It contains starch, sugar, cellulose, crude fiber, pectic substances, Protein, amino acids, organic acids, lipids, vitamin c, enzymes, minerals (P, Ca, Mg, K, Fe, S, Cl) etc. considered useful for human health. Potatoes being a fast growing crop fit well in different multiple and inter cropping systems. On account of its short duration and high yield potential character, potato is called a cash crop. Potato is most widely grown vegetable crop in the country with a share of 25.7 per cent. The area under potato cultivation is 1.4 Million ha with total production of 25 MT. The main varieties of potato grown in the country are Kufri Chandramukhi, Kufri Jyoti, Kufri Badshah, Kufri Himalani, Kufri Sindhuri, Kufri Lalima etc. Central Potato Research Institute, Kufri, Shimla is a premier research institute working with a mandate of research activities in potato cultivation. Till now institute came up with number of varieties which bring revolution in potato cultivation. Adjoining areas of Shimla

district are very famous for quality potato cultivation. Potato grown here fetch more prices in market and usually known as 'Pahari Allo'. Farmers can learn about quality potato production techniques along with the multiple cropping systems which can be adopted.

## Highlights of the exposure visit:

1. To identify location specific and economically viable potato crops.
2. To familiarize with the disease and pest resistant varieties of Potatoes.
3. Imparting training to the farmers on latest practices and cultivation techniques for Potato.

## Technical Study Tour visits:

1. Central potato Research Institute, Kufri, Shimla.
2. Department of Vegetable crops, Dr Y S Parmar University of Horticulture and Forestry, Solan.
3. Field visit to see vegetables grown in the area and interaction with farmers.
4. Horticulture Research Station, Mashobra.

## Expected outcomes of the event:

1. Adoption of advanced practices in Potato farming and use of improved varieties and farm resources.
2. Awareness about the benefits of Potato production as a cash crop.
3. To learn about the multiple and intercropping system in Potato.

## Tentative Itinerary:

### Day 1 & 2:

- Depart from state to Shimla
- Overnight at Shimla.

### Day 3: CPRI, Shimla

- Visit to CPRI, Kufri, Shimla.
- Training on common package and practices followed for Potato cultivation in CPRI.
- Interaction with scientist for farmer's queries.
- Overnight at Shimla

### Day 4: CPRI, Shimla.

- Visit to CPRI, Kufri, Shimla.
- Training on high tech farming followed for Pota-

atoes.

- Training on disease/pest management activities followed and make farmers aware about the disease resistant varieties developed in CPRI.
- Overnight in Shimla.

### Day 5: Shimla to Theog.

- Visit to adjoining farmer's field at Theog area for practical exposure to farm practices adopted in the area.
- Interaction with local farmers to well verse with the technical issues and care to be taken during Potato cultivation..
- Overnight in Shimla.

### Day 6: Shimla to Solan.

- Visit to Dr Y S Parmar UHF, Nauni Solan.
- Training on nursery management and package practices for Potato cultivation.
- Visit to farmers fields in Solan region.
- Overnight in Solan.

### Day 7: Solan to HRS, Mashobra Shimla

- Visit to Horticulture research Station Mashobra.
- Visit to horticulture farm to see major crops grown in the area.
- Interaction with scientists and technical staff for imparting knowledge on farm practices.
- Overnight in Shimla

### Day 8: Shimla

- Recreational tour to queen of hills town Shimla to see world famous mall road, jakhu temple and other places of utmost importance.
- Overnight at Shimla.

### Day 9 & 10 : Shimla to State

- Return journey to state capital.





# Farmers Training cum Exposure Visit on OFF SEASON VEGETABLES

Dr Y S Parmar University of Horticulture and Forestry, Solan.

Himachal Pradesh is also known as the basket of fruits and vegetables. Due to its wide range of agro climatic conditions number of fruits and vegetables can be grown in the region. In last few years farmers from mid hills region of Solan and Shimla district are fetching very good prices of their off season vegetable production. Government institution such as Dr Y S Parmar University of horticulture and Forestry, Nauni Solan is providing every possible help to the farmers for developing new technologies. Major commercial vegetable crops which are grown in the region are Capsicum, Potato, Peas, Cabbage, Cauliflower, Tomato, Radish and Carrot etc. Farmers can be benefited with the new ideas of farming system and practices undergoing in Himachal Pradesh.



## Highlights of the exposure visit:

1. To identify location specific and economically viable off season vegetable crops.
2. To familiarize with the disease and pest resistant varieties of off season vegetables.
3. Imparting training to the farmers on latest practices and cultivation techniques for vegetables.

## Technical Study Tour visits:

1. Department of Vegetable crops, Dr Y S Parmar University of Horticulture and Forestry, Solan.
2. Field visit to see vegetables grown in the area and interaction with farmers.
3. Krishi Vigyan Kendra, Kandaghat to see vegetable farm and nursery of off season vegetables.

## Expected outcomes of the event:

1. Adoption of advanced practices in off season vegetable farming and use of improved varieties and farm resources.
2. Awareness about the benefits of off season vegetables production.
3. Adaptation to better land and resource utilization.

## Tentative Itinerary:

### Day 1 & 2:

- Depart from state to Delhi.
- Visit to IARI facilities at Pusa
- Overnight at IARI Pusa

### Day 3: Delhi to Solan

- Arrival at Y S Parmar
- Overnight at University campus

### Day 4: Solan

- Visit to vegetable crops department of Y S Parmar

University.

- Training on common package and practices followed for off season vegetables.
- Interaction with Scientists and technical staff of vegetable department for solving farmers queries on technical issues.
- Overnight in Solan.

### Day 5: Solan

- Visit to adjoining farmer's field for practical exposure to farm practices adopted in the area.
- Interaction with local farmers to well verse with the technical issues and care to be taken during off season vegetable production.
- Overnight in Solan

### Day 6: Solan to Shimla

- Visit to KVK Kandaghat.
- Training on nursery management for off season vegetables.
- Visit to farmers fields in Kandaghat region.
- Overnight in Shimla.

### Day 7: Shimla

- Visit to off season vegetable farms in shogi area.
- Interaction with the farmers for management practices to be followed.

### Day 8: Shimla

- Day for local travel in Shimla and Jakhu Temple.
- Overnight in Shimla

### Day 9: Shimla to Delhi

- Arrival in Delhi
- Overnight at IARI Pusa.

### Day 10: Delhi to State

- Visit to Indo-Israel Project at Pusa.
- Overnight at IARI Pusa
- Return to state capital.





# Farmers Training cum Exposure Visit on MUSHROOM

Directorate of Mushroom Research, Chambaghat, Solan



At present 3 mushrooms are being cultivated in India. These are: the white mushroom (*Agaricus bisporus*), the paddy-straw mushroom (*Volvariella volvacea*) and the oyster mushroom (*Pleurotus sajor-caju*). Of these, *A. bisporus* is the most popular and economically sound to grow and is extensively cultivated throughout the world. However, due to its low temperature requirement, its cultivation is restricted to the cool climatic areas and to the winter in the plains of Northern India. In summer, the tropical paddy-straw mushroom is suitable for growing in most parts of India. Even then it is less attractive commercially owing to very low yield per unit weight of the substrate and an extremely short shelf-life. Solan is famous for mushroom cultivation; it is also known as mushroom city of India. Directorate of Mushroom Research previously known

as National Centre for Mushroom Research and Training, NCMRT Chambaghat, Solan is working with a mandate to carry out research, training and extension on all aspects of mushrooms in the country. The Centre besides conservation and maintenance of the germplasm of edible fungi, has strengthened its activities on improving the strains and the crop husbandry practices of the button mushrooms, accelerated the programmes on diversification of species and has generated valuable information on oyster, shiitake, black ear and giant mushroom. The Centre is also regularly conducting training and extension activities.

## Highlights of the exposure visit:

1. To identify location specific and economically viable mushroom species.
2. To familiarize with the disease and pest resistant varieties of Potatoes.
3. Imparting training to the farmers on latest practices, spawn production and market awareness.

## Technical Study Tour visits:

1. Directorate of Mushroom Research, Chambaghat, Solan.
2. Department of Mycology and Plant Pathology, Dr Y S P Univ. of Horticulture and Forestry, Solan.
3. Visit to spawn production lab in bypass road, Solan.

## Expected outcomes of the event:

1. Adoption of advanced practices in mushroom farming and use of improved strains/spawn and farm resources.
2. Awareness about the benefits of mushroom as a cash crop.
3. To learn about the entrepreneurship development by adopting mushroom cultivation.

## Tentative Itinerary:

### Day 1 & 2:

- Depart from state to Solan.
- Overnight at Solan.

### Day 3: DOMR, Chambaghat, Solan

- Visit to Directorate of Mushroom Research, Chambaghat, Solan.
- Training on common package and practices followed for mushroom cultivation.

- Interaction with scientist for farmer's queries.

### Day 4: DOMR, Chambaghat, Solan

- Training on spawn production technique.
- Training on disease/pest management activities followed and make farmers aware about the disease resistant cultivars for different region..

### Day 5: Solan

- Visit to adjoining mushroom industry for practical exposure to farm practices adopted in the area.
- Interaction with local farmers to well verse with the technical issues and care to be taken during mushroom cultivation.

### Day 6: Solan to Nauni.

- Visit to Dr Y S Parmar UHF, Nauni Solan.
- Training on spawn production and package practices for mushroom cultivation.
- Interaction with mushroom expert in department of mycology and plant pathology.

### Day 7: Solan

- Visit to spawn production lab.
- Training on spawn production technique and common practices.
- Interaction with technical staff for imparting knowledge on farm practices.

### Day 8: Kandaghat

- Visit to KVK Kandaghat.
- Training on nursery management for vegetables and fruits crops.
- Visit to farmers fields in Kandaghat region.

### Day 9: Solan

- Recreational tour of mushroom city Solan to see shoolini temple, jawahar park, Bon Monastery.

### Day 10 : Solan to State

- Return journey to state capital.





# Farmers Training cum Exposure Visit on MEDICINAL PLANTS

Central Institute of Medicinal and Aromatic plants, Lucknow

India is endowed with a rich wealth of medicinal plants. These plants have made a good contribution to the development of ancient Indian materia medica. One of the earliest treatises on Indian medicine, the Charka Samhita (1000 B.C), records the use of over 340 drugs of vegetable origin. Most of these continue to be gathered from wild plants to meet the demand of the medical profession. Thus, despite the rich heritage of knowledge on the use of plant drugs, little attention had been paid to grow them as field crops in the country till the latter part of the nineteenth century. Thus efforts were made to introduce many of these drug plants into Indian agriculture, and studies on the cultivation practices were undertaken for those plants which were found suitable and remunerative for commercial cultivation. In general, agromonic practices for growing poppy, isabgol, senna, cinchona, ipecac, belladonna, ergot, menthe, ashav gandha and a few others have been developed and there is now localized cultivation of these medicinal plants commercially. Central Institute of Medicinal and Aromatic Plants (CIMAP) is a multi disciplinary multi location R & D institute dedicated to the cause of medicinal and aromatic plant research, cultivation and business. The techniques developed here can bring huge benefits to the farmers in other states for large scale adoption of medicinal and aromatic plants.



## Highlights of the exposure visit:

1. To learn advanced cultivation practices for medicinal and aromatic plants.
2. To identify location specific and economically viable different crops.
3. To well verse with the new varieties and technologies for medicinal plants.

## Technical Study Tour visits:

1. Central Institute of Medicinal and Aromatic Plants Lucknow.
2. Visits to adjoining farmer's fields and interaction with local farmers.
3. Visit to CDRI, NBRI and Horticulture Institute (CISH), Lucknow.

## Expected outcomes of the event:

1. Adoption of advanced practices and use of improved varieties.
2. Awareness about post harvest management and crop diversification in medicinal plants and their impact on income levels.
3. Adoption of improved methods, techniques and practices in production, extension, marketing and value chain.

## Tentative Itinerary:

### Day 1 & 2:

- Depart from state to Lucknow.
- Overnight at Lucknow.

### Day 3: Lucknow

- Visit to CIMAP campus.

- Training on common package and practices followed for medicinal and aromatic plants.
- Interaction with Scientists and technical staff for solving farmers queries on technical issues.
- Overnight in Lucknow.

### Day 4: Lucknow

- Visit to Central Institute of Sub tropical Horticulture (CISH).
- Training on latest technologies released by CISH for sub tropical fruits.
- Overnight in Lucknow.

### Day 5: Lucknow:

- Visit to National Botanical Research Institute, Lucknow.
- Interaction with scientists on the latest R & D projects running in NBRI.
- Overnight in Lucknow.

### Day 6: Lucknow to Kanpur

- Visit to local farmer's field in District Unnao on the way to Kanpur.
- Interaction with local farmers and exposure to different crops grown in the area.
- Overnight in Kanpur.

### Day 7 & 8: Kanpur

- Visit to Central Drug Research Institute, Kanpur.
- Training on post harvest management practices followed for medicinal and aromatic plants.
- Visit to Phol Bagh Kanpur.
- Overnight Kanpur

### Day 9 & 10: Back Journey

- Return to state capital.





# Farmers Training cum Exposure Visit on VEGETABLE SEED PRODUCTION

Regional Research Station, Bajoura, Kullu



Availability of quality seeds of improved cultivars is considered crucial for realizing productivity and adoption of cultivars in different agro-climatic conditions. The quality of seed alone is known to account for at least 10-15% increase in the productivity (ICAR 1993). However, lack of quality seed continues to be one of the greatest impediments to bridging the vast yield gap. Therefore, to approach the potentially realizable yield of a cultivar, production and distribution of quality seed is essential. The Regional Research Station, Bajoura was established in 1962 as a Research Station of the Punjab Agriculture University Ludhiana. It was later transferred to the Himachal Pradesh Krishi Vishwavidyalaya (Himachal Pradesh Agriculture University) in 1978. The station is working on a mandate of developing improved varieties of important cereals, pulses and oilseed crops with special emphasis on the development of hybrid varieties of maize and vegetable crops. Kullu valley also include research farms of seed companies like Nun hems, Sun agro etc. Farmers can get benefited by an exposure visit to Kullu valley.

## Highlights of the exposure visit:

1. To identify location specific and economically viable crops.
2. To familiarize with the disease and pest resistant varieties of vegetables and other commercial crops.
3. Imparting training to the farmers on latest practices and cultivation techniques for seed production.

## Technical Study Tour visits:

1. Regional Research Station, Bajoura, Kullu.
2. Research Station (ICAR), Katrian, Kullu.
3. Nun Hems Vegetables seed production farm, Naggar, Manali.

## Expected outcomes of the event:

1. Adoption of advanced practices in seed production farming and use of improved farm resources.
2. Awareness about the benefits of seed production.
3. Adaptation to better land and resource utilization.

## Tentative Itinerary:

### Day 1 & 2:

- Depart from state to Kullu, Himachal Pradesh.
- Overnight at Kullu.

### Day 3: Kullu

- Visit to Regional Research Station, Bajoura.
- Training on seed production for vegetables and cereals.
- Interaction session with the breeders and technicians.

### Day 4: Kullu to Katrian.

- Visit to Research Station, Katrian.
- Training on common package and practices followed for seed production in vegetables.

- Interaction with Scientists and technical staff of seed production department for solving farmers queries on technical issues.

- Overnight in Kullu.

### Day 5: Kullu to Naggar Farm, Manali.

- Visit to Naggar seed production farm (Nun hems) for practical exposure to farm practices adopted by professional breeders.

- Interaction with local farmers to well verse with the technical issues and care to be taken during vegetable seed production.

- Overnight in Manali.

### Day 6: Seobagh.

- Visit to Regional horticulture Sub Station, Seobagh..

- Training on irrigation practices (micro) and detail of the fruit crops grown in the area.

- Visit to apple farms and awareness about the dwarf varieties and IPM practices followed.

- Overnight in Kullu.

### Day 7: Kullu to Patli Kuhl.

- Visit to farmer's field in patli kuhl for exposure on various crops including vegetables and sub-temperate fruits. .

- Interaction with the farmers for management practices to be followed.

### Day 8: Kullu and Manikaran

- Day for local travel in kullu and Manikaran areas, evening in dhalpur maidan famous for Kullu Dushehra, shani temple etc.

- Overnight in Kullu.

### Day 9 & 10:

- Return to state capital.



# Farmers Training cum Exposure Visit on CANOPY MANAGEMENT IN HORTICULTURE

Mahatma Phule Krishi Vidyapeeth, Rahuri, Maharashtra

Canopy management is the manipulation of tree canopies to optimize the production of quality fruits. The canopy management, particularly its components like tree training and pruning, affects the quantity of sunlight intercepted by trees as tree shape determines the presentation of leaf area to incoming radiation. An ideal training strategy centres around the arrangement of plant parts, especially to develop a better plant architecture that optimizes the utilization of sunlight and promotes productivity. Management of canopy architecture is one of the predominant technologies by which huge and unmanageable trees are properly managed to make them more productive. Canopy management has attracted the attention of developed countries for increasing the productivity and quality of fruits. Pruning, an integral part management of canopy architecture begins at an early stage of plant growth and is continued till plant start providing optimum fruiting. Generally, farmers are not aware of the importance of tree architecture and canopy management, as well as their related techniques. As a result, a majority of trees attain tall or curved growth structure and canopy marked with criss cross branches, leading to a dense vegetative growth with very poor infiltration rate of active radiations. Such conditions not only affects the photosynthetic rate but also facilitate proliferation of pests. Consequently, for want of due care of tree canopy architecture and pressure of pest abundance and poor photosynthetic efficiency over the years, the trees turn senile (unproductive). The development of unproductive orchards in a vast stretch in fruit belts have become a common site. There is a great concern as they have telling impact on socio-economic conditions as well as livelihood status of farmers of the country. Farmers can get an exposure on modern canopy management practices of various fruit crops.



## Highlights of the exposure visit:

1. To see canopy management in various fruit crops
2. Training on hi-tech canopy management practices
3. Exposure on canopy management being done by the progressive farmers

## Technical Study Tour visits:

1. Visit to Mahatma Phule Krishi Vidyapeeth, Rahuri (MPKV) Ahmednagar
2. Visit to nearby villages; Pimple Gaon, Rahata, Shahpuri, Yamla, Upar Gaon
3. Visit to College of Agriculture, Sonai, Ahmednagar
4. Visit to College of Horticulture and Agriculture, Shivaji Nagar, Pune
5. Visit to local farms at Theur, Talegaon, Manjiri

## Expected outcomes of the event:

1. Adoption of advanced practices in canopy management
2. Awareness about the rejuvenation of old and senile orchards
3. Awareness about the various techniques involved in canopy management
4. Economic importance of canopy management in fruit crops

## Tentative Itinerary:

### Day 1:

- Depart from state to Maharashtra
- Overnight at Maharashtra

### Day 2 and 3: MPKV, Rahuri,

- Arrival at MPKV, Rahuri
- Overnight at Rahuri.

### Day 4: Ahmadnagar

- Visit to MPKV, Rahuri
- Training on canopy management and interaction with concerned faculty.
- Overnight in Ahmadnagar

### Day 5: College of Agriculture, Sonai, Ahmednagar

- Visit to nearby farmers fields to know the various hi-tech canopy management techniques
- Interaction with the scientists on better crop quality and production.
- Overnight in Ahmadnagar

### Day 6: College of Agriculture, Shivaji Nagar, Pune

- Visit to local farms near Pune to know the latest technologies related to canopy management





# Farmers Training cum Exposure Visit on ADVANCED HORTICULTURE

G B Pant University of Agriculture and Technology, Pantnagar



Uttarakhand has almost all the different agro-geo climatic zones making it particularly conducive to commercial horticulture and floriculture. Floriculture is being developed in a big way in order to meet the demand of both - the domestic as well as the foreign markets. The climate is ideal for growing flowers all round the year. Hence, it is proposed to establish floriculture parks with common infrastructure facilities for sorting, pre-cooling, cold chain, processing, grading, packing and marketing facilities. Horticulture is also being promoted in a big way through adequate incentives and facilities to the industry. The G.B. Pant University is a symbol of successful partnership between India and the United States. The establishment of this university brought about a revolution in agricultural education, research and extension. It paved the way for setting up of 31 other agricultural universities in the country. Farmers can get a useful exposure by training cum exposure visit to university campus on advanced horticulture like floriculture, fruit science and new technologies and developments.

## Highlights of the exposure visit:

1. To learn advanced cultivation practices for Horticulture crops.
2. To identify location specific and economically viable different crops.
3. To well verse with the new varieties and technologies for Horticulture cultivation.

## Technical Study Tour visits:

1. G B Pant University of Agriculture and Technology.
2. Horticulture Research and Extension Centre, Ranikhet, Almora.
3. Vegetable Research and Extension Centre, Gagar, Nainital.

## Expected outcomes of the event:

1. Adoption of advanced practices and use of improved varieties.
2. Awareness about post harvest management and crop diversification in fruits, vegetables and flowers and their impact on income levels.
3. Adoption of improved methods, techniques and practices in production, extension, marketing and value chain.

## Tentative Itinerary:

### Day 1 & 2:

- Depart from state to Pantnagar.
- Overnight at Pantnagar.

### Day 2: G B Pant University of A & T.

- Visit to GBPUAT campus.
- Visit to different departments of campus for knowing research and development activities.
- Interaction with Scientists and technical staff for solving farmers queries on technical issues.
- Overnight in Pantnagar.

### Day 3: G B Pant University of A & T.

- Visit to department of Horticulture.

- Training on latest technologies and varieties developed at campus for major horticulture crops.
- Overnight in Pantnagar.

### Day 4: G B Pant University of A & T.

- Visit to horticulture farm at GBPUAT.
- Interaction with technical staff and field exposure to major crops grown

### Day 5: Horticulture Research and Extension Centre, Ranikhet, Almora.

- Visit to local farmer's field on the way to HREC, ranikhet.
- Interaction with local farmers and exposure to different crops grown in the area.

### Day 6: HREC, Ranikhet, Almora

- Visit to HREC, Ranikhet, Almora.
- Training on flowers and fruits cultivation and their commercial aspect for near future.
- Visit to HREC farms for practical exposure.
- Overnight Almora.

### Day 7: Vegetable Research and Extension Centre, Gagar, Nainital

- Visit to farmers field on the way to VREC, Gagar, Almora
- Interaction with local farmers and exposure to different crops grown in the area.
- Overnight in Nainital.

### Day 8: VREC, Gagar, Nainital

- Visit to VREC, Gagar, Nainital.
- Training on vegetable cultivation and its commercial aspect for near future.
- Visit to VREC farms for practical exposure.
- Overnight in Nainital.

### Day 9: Nainital:

- A day for local travel in Nainital to the places of interest.
- Overnight in Nainital.

### Day 10: Back Journey

- Back journey to respective destinations.





# Farmers Training cum Exposure Visit on NURSERY MANAGEMENT IN HORTICULTURE

Kullu and Manali in Himachal Pradesh

One of the most critical factors in quality management and commercial farming in horticulture is the management of nursery. A healthy plant cultivar is the most critical thing especially in fruit crops. With the advent of biotech tools and tissue culture, the concept of disease free planting material of highest quality can be produced in different horticulture crops. Managing a production nursery involves more than just propagating and potting up plants. Even the small nursery must be able to not only produce plants, but do it at a pre determined cost, then sustain those plants before and during marketing.. The nursery industry currently has a real need for people with skills and knowledge in managing production plant nurseries! The nursery exposure and training is must to those involved in horticulture production for a solid grounding for developing those skills. Nursery is a place where seedlings, cuttings and grafts are raised with care before transplanting.

## Advantage of raising seedlings in nursery

It is very convenient to look after the tender seedlings

It is easy to protect the seedlings from pests and diseases

Economy of land usage (duration in the main field is reduced)

Valuable and very small seeds can be raised effectively without any wastage

Uniform crop stand in the main field can be maintained by selecting healthy, uniform and vigorous seedlings in the nursery itself.



## Highlights of the exposure visit:

1. To understand how site characteristics influence the establishment and management of wholesale nurseries.
2. To learn management structures and work scheduling in wholesale nurseries.
3. To learn about the management of pests and diseases and plant nutrition in production nurseries.
4. To learn the techniques and equipment used to irrigate plants in nurseries.
5. To know the strategies used by production nurseries to increase sales and economy involved in nursery

## Technical Study Tour Visits:

1. RHRS Bajaura, Kullu
2. Indo Italian project under Directorate of Horticulture, Bajaura
3. RHRS Seobagh Kullu
4. Visits to various private nurseries in Kullu and Manali areas

## Expected outcomes of the event:

1. Adoption and management of advance techniques in nursery for quality planting material
2. Adoption of protected cultivation by use of low cost green house and poly house technologies
3. Adoption of the improved methods, techniques and practices in nursery management
4. Adoption of advanced practices and high tech farming.

## Tentative Itinerary:

### Day 1& 2:

- Travel from state capital to Kullu
- Overnight in Kullu

### Day 3: RHRS, Kullu

- visit to Horticulture Research Station, Bajaura
- visit to Kesar Nursery, Panarasa, mandi
- Training on Floriculture and Landscape Management
- Visit to some fields on the way
- Overnight in Kullu

### Day 4: Kullu

- visit to Indo-Italian Project, Bajaura
- Visit to Roma and Aroma Nursery at Mohal and Shamshi, Kullu
- Overnight in Kullu

### Day 5: Seobagh

- Visit to RHRS, Seobagh
- Visit to Parashar Nursery at Seobagh
- Visit to Gulab Nursery at Haripur
- Dinner overnight in Kullu

### Day 6: Katrain

- Visit to Horticulture Research Station, Katrain
- Meeting with officials and see horticulture farms at Horti RS, Katrain
- Visit to Renu Nursery at Naggar
- Dinner overnight in Manali

### Day 7: Manali

- Visit to Thakur Nursery at Dohlu Nala (near Raisan)
- Visit to Sharma Nursery at Dhuvu
- Overnight in Manali

### Day 8: Farm visit to local progressive entrepreneurs.

- Exposure visit to nearby farms near manali
- Evening free for leisure and shopping in manali

### Day 9&10: kullu

- Summing up of visit, discussions and distribution of certificates to the trainees.
- Back Journey to state capital.



# Farmers Training cum Exposure Visit on MULCHING IN HORTICULTURE

Central Institute of Sub Tropical Horticulture, Lucknow



**M**ulches are materials placed over the soil surface to maintain moisture and improve soil conditions. Mulching is one of the most beneficial things a home owner can do for the health of a tree. Mulch can reduce water loss from the soil, minimize weed competition, and improve soil structure. Properly applied, mulch can give landscapes a handsome, well-groomed appearance. Mulch must be applied properly; if it is too deep or if the wrong material is used, it can actually cause significant harm to trees and other landscape plants. Organic mulches also improve the condition of the soil. As these mulches slowly decompose, they provide organic matter which helps keep the soil loose. This improves root growth, increases the infiltration of water, and also improves the water-holding capacity of the soil. Organic matter is a source of plant nutrients and provides an ideal environment for earthworms and other beneficial soil organisms. While inorganic mulches have their place in certain landscapes, they lack the soil improving properties of organic mulches. Inorganic mulches, because of their permanence, may be difficult to remove if you decide to change your garden plans at a later date.

The Central Institute for Subtropical Horticulture (CISH) was initially set up as Central Mango Research Station in the home land of world famous Dashehari variety of mango on 4th September, 1972 under the aegis of the Indian Institute of Horticultural Research, Bangalore. On 1st June, 1984, it was upgraded to the level of a full-fledged Institute and named as Central Institute of Horticulture for Northern Plains. The institute has a pioneering project on Mulching in Horticulture Crops. Farmers can be benefited by a training program at CISH, Lucknow.

## Highlights of the exposure visit:

1. To learn about the use of various mulches like organic and inorganic mulches
2. To identify location specific mulches
3. To understand the impact of mulching on yield and quality of horticulture crops
4. To know about the economic impact of mulching on horticulture

## Technical Study Tour visits:

1. Central Institute of Sub Tropical Horticulture (CISH) Lucknow.
2. Visits to adjoining farmers' fields and interaction with local farmers.
3. Visit to CDRI, NBRI and CIMAP Lucknow.

## Expected outcomes of the event:

1. Adoption of mulching in various horticulture crops
2. Use of advanced practices in mulching in different crops
3. Awareness about mulching techniques and types of mulches to be used for particular location
4. Adoption of improved methods, techniques and practices in production, extension, marketing and value chain.

## Tentative Itinerary:

### Day 1 and 2:

- Depart from state to Lucknow.
- Overnight at Lucknow.

### Day 3: Lucknow

- Visit to Central Institute of Sub Tropical Horticulture, Lucknow.
- Training on common package and practices followed for mulching procedure

lowed for mulching procedure

- Interaction with Scientists and technical staff for solving farmers queries on technical issues.

### Day 5: Lucknow:

- Visit to Central Institute of Sub tropical Horticulture (CISH).
- Training on latest technologies released by CISH for use of organic and inorganic mulches.
- Training on mulching practices to be followed for fruit crops

### Day 6: Lucknow:

- Visit to Central Institute of Sub tropical Horticulture (CISH).
- Imparting knowledge to the farmers on mulching process and economic aspects
- To make them well verse about the latest updated of the mulches.

### Day 7: Lucknow

- Visit to National Botanical Research Institute, Lucknow.
- Interaction with scientists on the latest R & D projects running in NBRI.

### Day 8: Lucknow

- Visit to Central Drug Research Institute, Kanpur.
- Training on post harvest management practices followed for medicinal and aromatic plants.
- Overnight Kanpur

### Day 9: Lucknow

- Visit to adjoining mango and guava farms in the area.
- Interaction with local farmers on technical issues.

### Day 10: Return Journey

- Return to state capital.





# Farmers Training cum Exposure Visit on TISSUE CULTURE AND MICRO IRRIGATION

Jain Irrigation Systems Ltd. Jalgaon, Maharashtra

Jain irrigation systems Ltd, Jalgaon is:

- Pioneers of Micro Irrigation Systems in India.
- The only manufacturer of complete drip irrigation systems in the world.
- Globally second and the largest irrigation Company in India also a Total Agri-Service Provider.
- One-Stop High-Tech agricultural shop.
- Nurtures a sprawling 2000 acre Hi-Tech Agri Institute.
- The largest manufacturer of Tissue culture Banana Plants in India.
- Largest pool of Agricultural Scientists, Engineers & Technicians in Private Sector.

Farmers can get an exposure on tissue culture and micro irrigation systems at Jalgaon. Micro irrigation and tissue culture have proven revolutionary for the development of agriculture in India.



## Highlights of the exposure visit:

1. To see hi tech farming and use of improved varieties and farm resources.
2. Training tissue culture based cropping and use of drip systems.
3. Training on micro irrigation systems.

## Technical Study Tour visits:

1. Visit to Jain Irrigation Systems Ltd. Jalgaon, Maharashtra.
2. Visit to Jain hills Jalgaon for tissue culture excellence in Indian Agriculture.
3. Visits to adjoining farmer's fields and interaction with local farmers for cultural practices followed.

## Expected outcomes of the event:

1. Adoption of advanced practices and high tech farming.
2. Awareness about different types of micro irrigation system at Jain, Jalgaon.
3. Adoption of improved methods, techniques and practices in production, extension, marketing and value chain.

## Tentative Itinerary:

### Day 1 & 2:

- Depart from state to Jalgaon.
- Overnight in Jalgaon.

### Day 3&4:

- Visit to JISL, Plastic Park, Jalgaon.
- Communication session on Jains Products and Services.
- Overnight in Jalgaon.

### Day 5: Jalgaon.

- Visit to JIST Plastic Park, Jalgaon.



- Training on micro irrigation systems and their role in booming agricultural economy in India.
- Overnight in Jalgaon.

### Day 6: Jain Hills, Jalgaon.

- Visit to Jain Hills Jalgaon.
- Training on tissue culture technology in India.
- Interaction with the bio tech experts on tissue culture in Banana.
- Overnight in Jalgaon.

### Day 7: Jain Hills Jalgaon.

- Farms visit of Jain farms for practical exposure on fruit production.
- Training on high tech farming and micro irrigation systems at Jains Field.
- Overnight in Jalgaon.

### Day 8: Jalgaon

- A day for local travel in Jalgaon and field visit to banana farms.
- Overnight in Jalgaon.

### Day 9& 10: Jalgaon to state capital.

- Back Journey to state capital.





# Farmers Training cum Exposure Visit on FLORICULTURE

University of Agriculture Sciences, Bangalore



India has a long tradition of floriculture. The social and economic aspects of flower growing were, however, recognized much later. The offering and exchange of flowers on all social occasions, in places of worship and their use for adornment of hair by women and for home decoration have become an integral part of human living. With changing life styles and increased urban affluence, floriculture has assumed a definite commercial status in recent times and during the past 2-3 decades particularly. The commercial activity of production and marketing of floriculture products is also a source of gainful and quality employment to scores of people. The estimated area under flower growing in the country is about 65,000 hectares. The major flower growing states are Karnataka, Tamil Nadu and Andhra Pradesh in the South, West Bengal in the East, Maharashtra in the West and Rajasthan, Delhi, Himachal Pradesh and Haryana in the North. Karnataka is the leading state in term of area and production. Farmers can learn advanced floriculture by training cum exposure visit to Karnataka.

## Highlights of the exposure visit:

1. To see high tech farming and use of improved varieties for major flower crops.
2. Training on cut and loose flower cultivation.
3. Training on latest projects and research activities taking place in UAS Bangalore and IIHR, Hessaraghatta, Bangalore.

## Technical Study Tour visits:

1. University of Agriculture Sciences, Bangalore. .
2. Visits to adjoining farmer's fields and interaction with local farmers for cultural practices followed.
3. Visit Indian Institute of Horticulture Research, Hessaraghatta, Bangalore.

## Expected outcomes of the event:

1. Adoption of advanced practices and use of improved varieties.
2. Awareness about post harvest management and crop diversification for flowers( Cut and Loose) and their impact on income levels.
3. Awareness about the ongoing projects and research activities in UAS and IIHR Bangalore.

## Tentative Itinerary:

### Day 1 & 2:

- Depart from state to Bangalore.
- Overnight at Bangalore.

### Day 3: Bangalore.

- Visit to UAS, Bangalore.
- Interaction with faculty of horticulture department at UAS.

- Overnight at Bangalore.

### Day 4: Bangalore

- Visit to local floriculture farms and interaction with farmers.
- Training on flowers cultivation.
- Overnight in Bangalore

### Day 5: Bangalore

- Visit to International Flower Auction Ltd. Bangalore.
- Training on online auction and export potential of floriculture industry.
- Awareness on development of cold chain in flowers.

### Day 6: Bangalore to IIHR, Hessaraghatta.

- Visit to IIHR Hessaraghatta.
- Interaction with faculty and training on ongoing projects for horticulture crops.
- Training on market intelligence and export of fruits, vegetables and floriculture crops.
- Overnight in Bangalore

### Day7: Bangalore to Doddaballapur.

- Visit to Karuturi Global Ltd. Doddaballapur, Bangalore.
- Training on modern technologies for more productivity per hectare.
- Interaction with technical staff for cultivation practices for cut flowers.
- Overnight in Bangalore.

### Day 8: Bangalore

- Visit to see Lal Bagh garden Bangalore.
- Local travel to major historical places in Bangalore.

### Day 9& 10: Bangalore to State.

- Back journey to state capital.



# Farmers Training cum Exposure Visit on FLORICULTURE

## Sikkim and Kalimpong (WB)

With over 4,000 species of plants and shrubs, around 7,000 varieties rare orchids, rhododendrons and mountain flowers of myriad hues and sizes, the state is not just a paradise for nature lovers, but also a very important centre for floriculture. The rich biodiversity and diverse agro climate ranging from sub - tropical to Alpine type are the two factors that make the state the most preferred destination for floriculture. The flowers commercially grown in the State are Cymbidium Orchid, Rose, Lilium, Anthurium and Alstroemeria. The total area covered under different floriculture programmes at present is approximately 2500 hectares consisting mostly of gladiolus, lilium and other traditional flowers. The total production of flowers during 2007-08 is 54,000 nos inclusive of both cut flowers and plant materials (mostly bulbs). The Horticulture and Cash Crop Development Department has adopted a multi-pronged approach to bring about rapid and sustainable development of floriculture in the State. Elite planting materials imported from the Netherlands, Thailand, Korea and New Zealand are provided to farmers with technical know-how along with other inputs like fertilizers, compost materials and poly-greenhouse fitted with drip irrigation system. Kalimpong is an important destination for those interested in floriculture. Exports from these hills started 5-6 decade back. Cut flower started trade over three decades back, the primary focus being Gladiolus. Today other cut flowers, besides Gladioli are anthuriums, Orchids particularly Cymbidiums, bulbous flowers of lilies, ornithogalum and other flowers like gerberas, carnations and greens like ferns are under production.



### Highlights of Training cum Exposure Visit

This farmers' domestic training and exposure visit program will fulfill the objectives of-

1. To learn about the promising floriculture crops
2. To identify location specific and economically viable different crops
3. To learn about the appropriate planting material about different crops and their availability
4. To impart training on cultivation aspects of Cymbidium Orchid, Anthurium, Gerbera and Liliums
5. Impart training to the farmers about latest technology developed by research institutes for the production of different crops.

### Exposure Visits:

1. National Research Centre, Orchid, Sikkim
2. Tissue culture laboratory, State Department, Horticulture
3. Cymbidium Development centre, Rumtek
4. Integrated Pack House, Rangpo
5. Nagmi Farm Centre declared as Model Floriculture Centre
6. Field visits to see major crops grown in the area.
7. To visit hi-tech integrated farms in different districts of Sikkim
8. Kalimpong Horticulture Society
9. Nurseries and Tissue culture laboratory, Kalimpong

### Expected outcomes of the event:

1. Adoption of tissue culture technology for planting material production
2. Adoption of high grade planting material

3. Technology adoption for pre harvest management
4. Adoption of improved post harvest management practices
5. Adoption of latest technologies for pack house establishment and management
6. Adoption of the improved methods, techniques and practices in production, extension, marketing and value chain

### Tentative Itinerary:

#### Day 1&2 : Sikkim

- Depart State capital New Jalpai Guri (NJP)
- NJP to Gangtok by bus
- Shifted to NRC, Orchid

#### Day 3 & 4 : Sikkim

- Visit to various farms, Pack House, Green House Units, Research and Development Centre
- Exposure visit to Floriculture market
- Training on flower management at commercial level
- Discussions with experts
- Depart to Kalimpong

#### Day 5 & 6: Kalimpong

- Visit to various nurseries and tissue culture lab
- Visit to Kalimpong Horticulture Society
- Training on flower management at commercial level
- Discussions with experts
- Visit to flower market


#### Day 7 & 8 : Darjeeling

- Exposure visit to Green Tea Garden
- Return State Capital

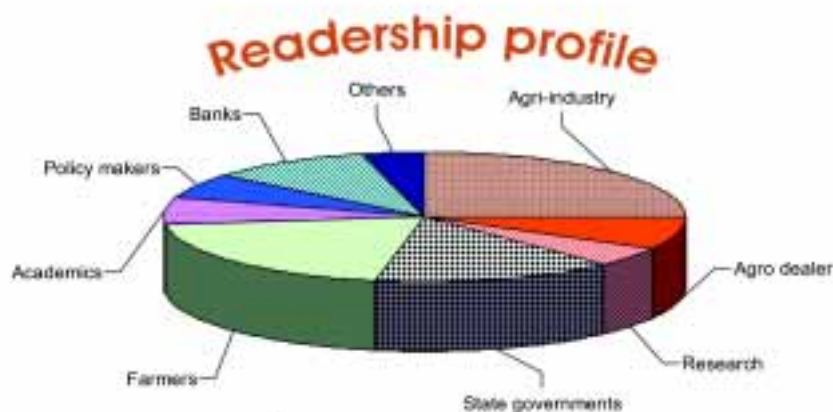




**To keep yourself abreast with the latest in agriculture...**



Agriculture Today has strived to address the information needs of agri community since its inception in 1998. The magazine analyses issues concerning agribusiness, farm credit, food processing, agri-industry, research, extension, policy etc. and provides platform to stakeholders for interaction and exchange of information



**Subscribe now**

Period	Institutions & Library	Individuals	Students & Farmers
• One year	Rs. 800/-	Rs. 500/-	Rs. 300/-
• Three years	Rs. 2000/-	Rs. 1200/-	Rs. 700/-
• Life Membership	-----	Rs. 6000/-	-----

Payment can be sent by draft in favour of **Agriculture Today**, payable at New Delhi

502, Rohit House, Tolstoy Road, New Delhi - 110 001, Tel: 011-23731128 / 29 Fax: 011-23731130  
Email: [editor@agriculturetoday.in](mailto:editor@agriculturetoday.in) [subscription@agriculturetoday.in](mailto:subscription@agriculturetoday.in) Website: [www.agriculturetoday.in](http://www.agriculturetoday.in)



# **Farmers Training cum Exposure Visit Programs on**

## **Livestock**





# Farmers Training cum Exposure Visit on HONEY BEE FARMING SOLAN

Dr Y S Parmar UHF, Nauni, Solan



Honey and beekeeping have a long history in India. Honey was the first sweet food tasted by the ancient Indian inhabiting rock shelters and forests. They hunted bee hives for this gift of God. India has some of the oldest records of beekeeping in the form of paintings by prehistoric man in the rock shelters. With the development of civilization, honey acquired a unique status in the lives of Indians. The recent past has witnessed a revival of the industry in the rich forest regions along the sub-Himalayan mountain ranges, Northern plains and the Western Ghats, where it has been practiced in its simplest forms. In India, beekeeping has been mainly a forest based industry, though in certain pockets it is practiced on agricultural belts. Dr. Yashwant Singh Parmar University of Horticulture and Forestry is working on research and activities related to bee farming. Farmers can get wide knowledge on ongoing research activities and exposure to practices for commercial bee keeping.

## Highlights of the exposure visit:

1. To see high tech bee farming and use of location specific bee species.
2. Training on new bee flora and fauna for different ecosystems.
3. Training on latest projects and research activities taking place
4. Exposure to the advance practices of bee keeping and its management
5. Exposure to the advanced packaging, processing and marketing systems

## Technical Study Tour visits:

1. Dr Y S Parmar UHF, Solan.
2. Visits to adjoining Bee Farms and interaction with local farmers for cultural practices followed.
3. Beekeeping Development Office, Delphine Lodge, Shimla.
4. Honey processing unit and marketing systems at Solan

## Expected outcomes of the event:

1. Adoption of advanced practices and use of improved techniques for bee keeping.
2. Awareness about Diseases and Insect pest common to bee industry.
3. Awareness about bee nutrition and flora for bee industry.
4. Understanding of marketing opportunities and adoption of latest packaging and marketing systems

## Tentative Itinerary:

### Day 1 & 2:

- Depart from state to Solan, Himachal Pradesh.
- Overnight at Solan.

### Day 3: Dr YS Parmar, Solan.

- Visit to Deptt. Of Entomology at Dr YS Parmar.
- Training on ongoing projects on bee farming at

Deptt. Of Entomology.

- Interaction with experts for farmers queries on practices to be followed.
- Overnight at Solan.

### Day 4: Dr YS Parmar, Solan.

- Training on organic honey production.
- Training on flora and fauna suitable for different ecosystems.

### Day 5: Dr YS Parmar, Solan.

- Visit to Bee farms at Deptt. Of Entomology.
- Communication session with the technicians for updating on latest practices to be followed.
- Awareness on market scenario and potential for honey as a commercial business.
- Overnight in Solan.

### Day 6: Dr YS Parmar, Solan.

- Visit to Bee farm at Deptt. Of Entomology.
- Training on *Apis mellifera* and *Apis dorsata* feeding and rearing practices.
- Training on insects/pests common to bee industry and their management practices.

### Day 7: Dr YS Parmar, Solan.

- Visit to College of Horticulture.
- Training on modern technologies for more productivity per hectare.
- Imparting knowledge on major crops grown in the area.
- Overnight in Solan.

### Day 8: BKDO, Delphine Lodge, Shimla.

- Visit to bee keeping development office, Shimla.
- Training on using of bees as a successful pollinizer in agri and horti crops.
- Overnight in Shimla.

### Day 9: Shimla

- A day for local travel to historical places in Shimla
- Overnight in Shimla.

### Day 10: Shimla to state.

- Back journey to state capital.





# Farmers Training cum Exposure Visit on HONEY BEE FARMING PUNE

Central Bee Research Institute, Pune

Honey and beekeeping have a long history in India. Honey was the first sweet food tasted by the ancient Indian inhabiting rock shelters and forests. They hunted bee hives for this gift of God. India has some of the oldest records of beekeeping in the form of paintings by prehistoric man in the rock shelters. With the development of civilization, honey acquired a unique status in the lives of Indians. The recent past has witnessed a revival of the industry in the rich forest regions along the sub-Himalayan mountain ranges, Northern plains and the Western Ghats, where it has been practiced in its simplest forms. In India, beekeeping has been mainly a forest based industry, though in certain pockets it is practiced on agricultural belts. In hills, there are short and long floral gaps. In the plains on agricultural farms, food is not available to honeybees throughout the year. Bees can get food only during the flowering season of crops. CBRTI, Pune is working with a mandate of research and development activities with respect to bee keeping farming. Farmers can get a wide knowledge on ongoing research activities and practices for commercial bee keeping farming.



## Highlights of the exposure visit:

1. To see high tech bee farming and use of location specific bee species.
2. Training on new bee flora and fauna for different ecosystems.
3. Training on latest projects and research activities taking place
4. Exposure to the advance prantices of bee keeping and its management
5. Exposure to the advanced packaging, processing and marketing systems

## Technical Study Tour visits:

1. Central Bee Research Institute, Ganesh khind road, Pune.
2. Visits to adjoining Bee Farms and interaction with local farmers for cultural practices followed.
3. Mahatma Phule Krishi Vidyapeeth, Pune. Visit to honey processing and marketing facilities

## Expected outcomes of the event:

1. Adoption of advanced practices and use of improved techniques for bee keeping.
2. Awareness about Diseases and Insect pest common to bee industry.
3. Awareness about bee nutrition and flora for bee industry.
4. Understanding of marketing opportunities and adoption of latest packaging and marketing systems

## Tentative Itinerary:

### Day 1 & 2:

- Depart from state to Pune.
- Overnight at Pune.

### Day 3: CBRI, Pune.

- Visit to Central Bee Research Institute, Ganesh Khind Road, Pune.
- Training on ongoing projects on bee farming at CBRI, Pune.
- Interaction with experts for farmers queries on practices to be followed.
- Overnight at Pune.

### Day 4: CBRI, Pune.

- Training on organic honey production.
- Training on flora and fauna suitable for different ecosystems.

### Day 5: CBRI, Pune.

- Visit to Bee farms at CBRI, Pune.
- Communication session with the technicians for updating on latest practices to be followed.
- Awareness on market scenario and potential for honey as a commercial business.

### Day 6: CBRI, Pune.

- Visit to Bee farm at CBRI, Pune.
- Interaction with faculty and training on ongoing projects at CBRI.
- Training on insects/pests common to bee industry and their management practices.

### Day 7: Mahatma Phule Krishi Vidyapeeth, Pune.

- Visit to MPKV, Pune.
- Training on modern technologies for more productivity per hectare.
- Imparting knowledge on major crops grown in the area.
- Overnight in Pune.

### Day 8: Pune.

- Visit to local bee farms adjoining Pune.
- Evening for local travel and sight seeing.
- Overnight in Pune.

### Day 9& 10: Pune to state.

- Back journey to state capital.





# Farmers Training cum Exposure Visit on DAIRY FARMING

Gujarat - Where farmers can learn advanced dairy farming



The white revolution of 70's had made spectacular land marks in Indian milk production scenario. India is the largest milk producer of the world and milk has been ranked as the number one farm commodity. Rural prosperity by dairy farming is the need of the hour. Livestock production is now turning on commercial lines, given the scope for employment, value addition and profitability in this business. The higher production potential of the cross bred animals and its strong economics is directly linked to judicious feeding and management. IRMA was established in 1979 at Anand, Gujarat with the support of the Swiss Agency for Development Cooperation (SDC), the Government of India, the Government of Gujarat, erstwhile Indian Dairy Corporation and the National Dairy Development Board to provide management education, training, research and consultancy

support to co-operatives and rural development organizations in India. Farmers can be benefited by a visit to Anand, Gujarat for dairy technologies and dissemination and to IRMA for management support.

## Highlights of the exposure visit:

1. To learn advanced practices of dairy management.
2. To identify different breeds of milk animals with respect to different agro climatic zones
3. To well verse with the new technologies and practices in dairy management
4. To learn value chain in dairy business from fodder to consumer

## Technical Study Tour visits:

1. Institute of Rural Management, Anand.
2. Visits to dairy farms at Anand for practical exposure on dairy industry.
3. Visits to National Cooperative Dairy Federation of India Ltd., Anand.
4. Visit to Amul India Plant, Anand.
5. Visit to different famers dairy farms

## Expected outcomes of the event:

1. Adoption of advanced practices and use of improved dairy cattle breeds.
2. Awareness about feeding, diseases and pests and their management.
3. Adoption of improved methods, techniques and practices in production, extension and marketing
4. To take up dairy farming on a profitable basis

## Tentative Itinerary:

### Day 1 & 2: State/Anand, Gujrat

- Departure from State capital to Anand, Gujarat.
- Overnight in Anand.

### Day 3: IRMA, Anand.

- Exposure visit to various departments at IRMA, Anand.
- Training on different varieties of milch animals (Buffalo, Cows and Goats) for dairy industry.
- Training on genetic improvement of milch animals

through identification and dissemination of superior germplasm.

### Day 4: IRMA, Anand.

- Training on fodder cultivation in respect to dairy Farming.
- Imparting knowledge to the farmers on diseases/pests common to dairy industry
- Training on fodder cultivation

### Day 5: NCDFI, Anand.

- Visit to National Co-operative Dairy Federation of India, Anand.
- Training on value chain and marketing with respect to dairy industry.
- Imparting knowledge on cooperative, networking and marketing of dairy products.

### Day 6: GCMMF, Anand.

- Visit to Gujarat cooperative Milk Marketing Federation. Anand.
- Training on market potential of dairy industry.
- Training on working of GCMMF and its advantages to dairy entrepreneurs.

### Day 7: Gujarat Agriculture University, Anand.

- Visit to different departments of GAU, Anand.
- Discussions with technical staff on dairy management
- Training on dairy products and their processing.

### Day 8: Amul India Plant, Anand

- Visit to Amul India Plant, Anand.
- Imparting knowledge on dairy products like butter, cheese, paneer, curd, Pasteurized milk etc.
- Discussion with experts for taking up dairy as a profession for farmers.
- Overnight in Anand.

### Day 9&10: Back to State

Return from Anand to State Capital  
(If stay at Delhi, a visit to IARI facilities and Indo-Israel Project at Pusa





# Farmers Training cum Exposure Visit on DAIRY MANAGEMENT

National Dairy Research Institute, Karnal

The white revolution of 70's had made spectacular landmarks in Indian milk production scenario. India is the largest milk producer of the world and milk has been ranked as the number one farm commodity. Rural prosperity by dairy farming is the need of the hour. Livestock production is now turning on commercial lines, given the scope for employment, value addition and profitability in this sector. The higher production potential of the cross bred animals and its strong economics is directly linked to judicious feeding and management. National Dairy Research Institute is the premier organization that provides technology and extension support for Dairy Development programmes to the Nation. Over the years, it has gained prominence as the front ranking research organization on global basis. The Institute works in close liaison with the farmers, dairy industry as well as various National and International developmental agencies to assist the country in its dairy development plans.



## Highlights of the exposure visit:

1. To learn advanced practices of dairy industry.
2. To identify different breeds of milk animals with respect to different agro climatic zones of India.
3. To well verse with the new technologies and practices
4. To learn value chain in dairy business from fodder to consumer

## Technical Study Tour visits:

1. National Dairy research Institute, Karnal, Haryana.
2. Visits to dairy farms at Kurukshetra for practical exposure on dairy industry.
3. Visits to adjoining farmers' fields and interaction with local farmers.
4. Visit to milk processing centres in and around Karnal

## Expected outcomes of the event:

1. Adoption of advanced practices and use of improved dairy cattle breeds.
2. Awareness about feeding, diseases and pests and their management.
3. Adoption of improved methods, techniques and practices in production, extension and marketing
4. To take up dairy farming on a profitable basis

## Tentative Itinerary:

### Day 1 & 2:

- Travel from state capital to Karnal.
- Overnight in Karnal.

### Day 3: NDRI, Karnal.

- Training on different varieties of milch animals (Buffalo, Cows and Goats) for dairy industry.
- Training on genetic improvement of milch animals through identification and dissemination of superior germplasm.

### Day 4: NDRI, Karnal:

- Imparting knowledge to farmers on characteristics of different milch animals.
- Training on understanding of economics, marketing and using basic levels in cattle markets.

### Day 5: NDRI, Karnal:

- Training on fodder cultivation in respect to dairy.
- Imparting knowledge to the farmers on diseases/pests common to dairy industry And care to be taken to prevent cattle's from these natural causes.

### Day 6: NDRI, Karnal:

- Visit to dairy products processing plant at NDRI.
- Training on number of dairy technologies developed at NDRI e.g. Mozzarella cheese, Paneer/channa manufacturing plant, Rasogolla ball making plant etc.

### Day 7: NDRI, Karnal to Dairy Farm Kurukshetra.

- Visit to dairy farm Kurukshetra for practical exposure on dairy industry.
- Interaction with technical staff on common practices and care to be taken while running dairy industry.
- Training on dairy products and their processing.
- Overnight in karnal.

### Day 8: Farm visit to local progressive dairy entrepreneurs.

- Exposure visit to nearby dairy farms in karnal area.
- Interaction with local farmers regarding technical issues in dairy industry.
- Overnight in Karnal.

### Day 9: NDRI, Karnal to New Delhi.

- Summing up of visit, discussions and distribution of certificates to the trainees.
- Journey to New Delhi.
- Overnight in New Delhi.

### Day 10: Back to state Capital.

- Back Journey to state capital.





# Farmers Training cum Exposure Visit on FISHERIES

Central Institute of Fisheries Education, Rohtak, Haryana



**H**arnessing the rivers for irrigation and hydro-electric power generation has been the main focus of developmental activities in India after independence. Consequently, a number of small, medium and large river valley projects came into existence with the primary objectives of storing the river water for irrigation, power generation and a host of other activities. One of the direct results of these projects was the creation of a chain of man-made lakes, dotting the Indian landscape from Kashmir to Kanyakumari and Bengal to Gujarat. That the man-made lakes along with traditional village ponds hold tremendous potential for inland fisheries development in India has long been recognized. However, this vital resource is not contributing to the inland fish production of the country to the extent it should. Unlike the rivers, which are under the increasing threat of envi-

ronmental degradation, the reservoirs offer ample scope for fish yields through adoption of suitable management practices. Central Institute of Fisheries Education (CIFE), the only Deemed University for fisheries in India, is the institution of higher learning for fisheries science. CIFE has over four decades of leadership in HRD and its Rohtak Centre is known for its expertise in research and extension of fisheries production technologies and practices. Fisheries can be a fruitful profession for small land holding farmers in most parts of the country.

## Highlights of the exposure visit:

1. To learn advanced practices for fish farming.
2. To identify different breeds of fishes with respect to different agro climatic zones of India.
3. To learn entrepreneurship in Fish Processing & Value Addition
4. To successfully and profitably take up fish farming

## Technical Study Tour visits:

1. Central Institute of Fisheries Education, Rohtak, Haryana.
2. Visits to Sultan Fish Seed Farm at Karnal for practical exposure on quality fish seed production.
3. Visits to adjoining fish farms and interaction with local producers.

## Expected outcomes of the event:

1. Adoption of advanced practices and use of location specific breeds.
2. Awareness about diseases and pests common to fish industry and their impact on income levels.
3. Adoption of improved methods, techniques and practices in production, extension, marketing and fish products.

## Tentative Itinerary:

### Day 1 & 2:

- Travel from state to Rohtak.
- Overnight in Rohtak.

### Day 3: CIFE, Rohtak.

- Training on quality enhancement of fish production.
- Training on Fisheries Genetics & Biotechnology

through identification and dissemination of superior germplasm.

### Day 4: CIFE, Rohtak:

- Imparting knowledge to farmers on characteristics of different fish breeds.
- Training on understanding of economics, marketing and using basic levels in fish markets.

### Day 5: CIFE, Rohtak

- Training on harvest and post harvest technologies in respect to fisheries.
- Imparting knowledge to the farmers on diseases/pests common to fish industry and care to be taken to prevent crop from these natural causes.
- Overnight in Rohtak.

### Day 6: Rohtak

- Exposure visit to nearby fish farms in Rohtak area.
- Interaction with the progressive growers for technical issues with respect to fisheries.
- Overnight in Rohtak.

### Day 7: Sultan Fish Seed Farm, Karnal.

- Visit to Sultan Fish Seed Farm, Karnal for practical exposure on fish seed production.
- Interaction with technical staff on common practices and care to be taken while seed rearing.
- Overnight in Karnal.

### Day 8: Sultan Fish Seed Farm, Karnal.

- Training on fish diseases and fish nutrition to the trainees.
- Imparting knowledge on fish culture, breeding and aquaculture systems.
- Overnight in Karnal.

### Day 9& 10: Karnal to New Delhi.

- Back Journey to state capital.





# Farmers Training cum Exposure Visit on SERICULTURE

Central Sericulture Research and Technology Institute, Mysore

**S**ericulture, the technique of silk production, is an agro-industry, playing an eminent role in the rural economy of India. Silk-fibre is a protein produced from the silk-glands of silkworms. The annual production of silk in the world is estimated at 45,000 tones of which Japan and China contribute 18,936 and 13,200 tones respectively. South Korea, USSR and India are the other leading Sericultural countries in the world. Five varieties of silk worms are reared in India for producing this natural fibre. *Bombyx mori*, the silk worm, feeds on the leaves of *Morus* to produce the best quality of fibre among the different varieties of silk produced in the country. Central Sericulture Research & Training Institute (CSRTI), Mysore, the pioneer research institution in the field of sericulture, was established at Chennapattana in 1961, under the administrative control of Central Silk Board, Ministry of Textiles, Government of India for the over all development of silk industry in the country. During the course of development the Institute was shifted to Mysore the princely city in the year 1963. CSRTI, Mysore can prove a lifetime opportunity for small landholding farmers to adopt sericulture as profession.



## Highlights of the exposure visit:

1. Training on scientific, technical, economic and social research with respect to silk production.
2. To learn latest technologies pertaining to all aspects of mulberry sericulture suitable to different agro climatic conditions/ zones of India..
3. Training on latest projects and research activities taking place in CSRTI, Mysore.

## Technical Study Tour visits:

1. Central Sericulture Research and Technology Institute, Mysore.
2. Visits to adjoining sericulture farm and interaction with local farmers for cultural practices followed.
3. Visit to Central Food and Technology Research Institute, Mysore.

## Expected outcomes of the event:

1. Adoption of advanced practices and use available resources for sericulture.
2. Awareness about cultivation practices for different types of silk worms and their impact on income levels.
3. Awareness about the ongoing projects and research activities in CSRTI and CFTRI, Mysore.

## Tentative Itinerary:

### Day 1 & 2:

- Depart from state to Mysore.
- Overnight at Mysore.

### Day 3: Mysore

- Visit to CSRTI, Mysore..
- Training on major practices to be followed in Sericulture business.

- Interaction with technicians for farmer's queries.
- Overnight in Mysore.

### Day 4: CSRTI, Mysore

- Training on how to diversify and commercialize the sericulture sector in to seribusiness.
- Training on IPM practices to be followed for sericulture.

### Day 5: CSRTI, Mysore

- To learn about testing and certification centre for all mulberry sericulture industry related technologies, machineries, equipments and appliances etc.
- Training on feeding habits and nutrition of sericulture.
- Overnight in Mysore.

### Day 6: Mysore.

- Visit to local sericulture farms in nearby areas.
- Interaction with local entrepreneurs on technical issues.
- Training on market intelligence and export potential of silk industry.
- Overnight in Mysore.

### Day 7: CFTRI, Mysore.

- Visit to Central Food Technology Research Institute, Mysore.
- Training on latest post harvest technologies for major crops.
- Interaction with technical staff for reducing post harvest losses.
- Overnight in Mysore.

### Day 8: CFTRI, Mysore.

- Training on latest achievements in CFTRI.
- Local travel to the places of interest in mysore.

### Day 9& 10: Back Journey

- Back journey to state capital.





# Farmers Training cum Exposure Visit on POULTRY MANAGEMENT

Venkateshwara Hatcheries Ltd., Pune

Poultry is one of the fastest growing segments of the livestock sector in India today. While the production of agricultural crops has been rising at a rate of 1.5 - 2 percent per annum, the eggs and broilers have been rising at a rate of 8 -10 percent per annum. As a result, India is now the world's fifth largest egg producer and the eighteenth largest producer of broilers. Today poultry farming has transformed itself into an organized industry and playing a major role in the fight against malnutrition and poverty among the 'rural masses' of our country. The importance of poultry sector in solving the problems of unemployment and under-employment is well-conceived by planners in the developmental programmes. Among the livestock businesses, poultry farming requires less capital investment and it is same time ensures quick returns. Poultry farming can be taken up at all the three levels - back yard, entrepreneurship units and large farms. Venkateshwara Hatcheries Limited (VHL) began poultry farming as first timer under integration as subsidiary to marginal cropping. VHL is a pioneer company that has given a definite shape in the development of the Indian poultry industry to its present status on scientific lines. It pioneered the concept of parent franchisee operations, popularised cage farming. The VHL group was established by Padmashree Dr B.V.Rao in 1971 as a franchise of Babcock Poultry Farm Inc., USA. In 1974, it established 'Balaji Foods and Feeds Limited' for processing of eggs into egg powder. Later, the firm expanded its business in an opened retail chains in major metro areas where fresh and frozen chicken, and ready-to-cook frozen chicken are sold directly to consumers.

## Highlights of the exposure visit:

1. To learn advanced poultry management and economics in poultry farming
2. To learn about common diseases and their management in poultry
3. To learn about production performance of layers/broilers and profitability
4. To learn about the feed and nutrition in poultry production
5. To get exposure to marketing and processing in poultry business

## Technical study tour visits:

1. Visit to Venkateshwara Hatcheries Ltd., and poultry units around Pune
2. Training on advanced practices on poultry management and contract farming
3. Visit to Dr. BV Rao Institute of Poultry management and Technology, Pune

## Expected outcomes of the event:

1. Adoption of advanced practices in poultry management
2. Awareness about the poultry vaccines, livestock management and health care
3. Adoption of large scale poultry farming as backyard poultry and small units
4. Starting of small profitable village level poultry farms by farmers and un-employed youths

## Tentative Tour Itinerary:

### Day 1& 2

- Depart from State capital to Pune
- Overnight at Pune

### Day 3 VHL, Pune

- Exposure visit to VHL, Pune
- To know about poultry vaccines
- Training on poultry management and contract farming
- Training on methods of processing and packaging.

### Day 4: VHL

- To know pureline research and development.
- To learn about production performance of layers/broilers under Indian Agro-climatic conditions

### Day 5: VHL, Pune

- To know about the Specific Pathogen Free egg production facility
- Learning about combined and inactivated (killed) vaccines
- Interaction with Scientists and technical staff for solving queries on technical issues.

### Day 6: VHL, Pune

- Training on livestock management and health care
- Interaction with experts on poultry rearing.
- Understanding of economic factors, cost and profit for starting small poultry units

### Day 7: Dr. BV Rao Institute of Poultry Management and Technology, Pune

- Training on manufacture automated poultry equipment
- Initiate poultry education through the Dr. BV Rao Institute of Poultry Management and Technology
- Learning about marketing systems and processing in poultry

### Day8: Dr. BV Rao IPM and Technology, Pune

- Training on poultry practices and production improvement.
- Visit to Instructional Poultry Farm
- To observe and learn their latest poultry farming technologies.

### Day9& 10: Journey

- Return from Pune to New Delhi / State capitals





# Farmers Training cum Exposure Visit on POULTRY FARMING

Central Avian Research Institute, Bareilly, UP

Poultry is one of the fastest growing segments of the livestock sector in India today. While the production of agricultural crops has been rising at a rate of 1.5 - 2 percent per annum, the eggs and broilers have been rising at a rate of 8 -10 percent per annum. As a result, India is now the world's fifth largest egg producer and the eighteenth largest producer of broilers. Today poultry farming has transformed itself into an organized industry and playing a major role in the fight against malnutrition and poverty among the rural masses of our country. The importance of poultry sector in solving the problems of unemployment and under-employment is well-conceived by planners in the developmental programmes. Among the livestock businesses, poultry farming requires less capital investment and it is same time ensures quick returns. Poultry farming can be taken up at all the three levels - back yard, entrepreneurship units and large farms. Central Avian Research Institute(CARI), the premiere institute of poultry research in the country, was established in 1979 to undertake basic, applied and adoptive research in all disciplines relating to production of diversified poultry, to develop post harvest technologies and to impart specialized training in poultry science in collaboration with the Indian Veterinary Research Institute at Izatnagar, and to transfer the proven technologies to the end users and to provide referral/ consultancy services.



## Highlights of the exposure visit:

1. To learn advanced practices of broiler farming
2. To understand production of diversified poultry.
3. To learn advanced methods of processing and packaging
4. Providing knowledge of poultry production and marketing

## Technical Study Tour visits:

1. Visit to Central Avian Research Institute (CARI), Izatnagar
2. Visit to local poultry farms to learn advanced poultry farming
3. Visit to IVRI, Bareilly
4. Visit to G B Pant agricultural University.

## Expected outcomes of the event:

1. Adoption of advanced practices in poultry farming
2. Awareness about processing and marketing of broilers.
3. Adoption of new management practices in disease prevention/control etc
4. Adoption of advanced avian nutrition and feeding systems

## Tentative Itinerary:

### Day 1 & 2:

- Depart from State capital to Izatnagar, Bareilly
- Overnight at Bareilly

### Day 3 Izatnagar, Bareilly

- Exposure visit to CARI, Bareilly
- To know about different breeds of broilers and layers
- Training on farm management and marketing
- Training on methods of processing and packaging.

### Day 4: CARI, Bareilly

- Learning on avian nutrition
- Prevention and control of diseases in broilers.
- Exposure of avian medicine, experimental hatchery etc
- To learn about processing and marketing of different poultry and poultry products.

### Day 5: IVRI, Bareilly

- To learn about various avian diseases and their causative factors.
- Learning of their remedial measures.
- Interaction with Scientists and technical staff for solving queries on technical issues.

### Day 6: IVRI, Bareilly

- Training on livestock products and technology in different divisions of the institute.
- Interaction with experts on poultry rearing.
- Understanding of economic factors, cost and profit for starting small poultry units

### Day 7: Pantnagar

- Visit to G.B Pant Agricultural University.
- Training on poultry practices and production improvement.
- Visit to Instructional Poultry Farm
- To observe and learn their latest farming technologies.

### Day8: Bareilly

- Visit to local poultry farms to know their poultry management practices.
- To learn processing and marketing of broilers and broiler product in local market.

### Day 9 & 10: Journey

- Return from Bareilly to State Capital





# Farmers Training cum Exposure Visit on GOATRY

Central Institute for research on Goat (CIRG), Mathura



Goat is known as 'Poor man's cow' in India and is a very important component in dry land farming system. Marginal or undulating lands unsuitable for other types of animals like cow or buffalo, goat is the best alternative. With very low investments goat rearing can be made in to a profitable venture for small and marginal farmers. Goat is a multi functional animal and plays a significant role in the economy and nutrition of landless, small and marginal farmers in the country. Goats can efficiently survive on available shrubs and trees in adverse harsh environment in low fertility lands where no other crop can be grown. In pastoral and agricultural subsistence societies in India, goats are kept as a source of additional income and as an insurance against disaster. The CIRG is a research institute under Indian Council of Agricultural Research (ICAR) which is an autonomous body under Department of Agriculture Research and Education, Govt. of India. Makhdoom was Bull Rearing farm of Department of Animal Husbandry Govt. of UP. The Indian Veterinary Research Institute,

Izatnagar, Bareilly, established a research center after taking charge of "Bull Rearing Farm" in the month of Dec. 1975. Subsequently, it was awarded the status of 'National Goat Research Center'. On 12th July 1979, it was upgraded at the level of Central Institute by ICAR, New Delhi.

## Highlights of the exposure visit:

1. To learn advanced practices of goat industry.
2. To identify different breeds of goats for milk and meat production with respect to different agro climatic zones of India.
3. To well verse with the new technologies and practices
4. To learn value chain in goatry business from fodder to consumer

## Technical Study Tour visits:

1. Central Institute for Research on Goat (CIRG), Mathura, Uttar Pradesh.
2. Visits to goat farms for practical exposure on industry.
3. Visits to adjoining entrepreneurs and interaction with local farmers.

## Expected outcomes of the event:

1. Adoption of advanced practices and use of improved goat breeds.
2. Awareness about feeding, diseases and pests and their management.
3. Adoption of improved methods, techniques and practices in production, extension and marketing
4. To take up goatry farming on a profitable basis

## Tentative Itinerary:

### Day 1 & 2:

- Travel from state capital to Mathura.
- Overnight in Mathura.

### Day 3: CIRG, Mathura.

- Training on different breeds of goats for goatry
- Training on genetic improvement of goats through identification and dissemination of superior

germplasm.

### Day 4: CIRG, Mathura:

- Imparting knowledge to farmers on characteristics of different breeds.
- Training on understanding of economics, marketing and using basic levels in cattle markets.

### Day 5: CIRG, Mathura:

- Training on fodder cultivation in respect to goat industry.
- Imparting knowledge to the farmers on diseases/ pests common to goat industry and care to be taken to prevent animal from these natural causes.

### Day 6: CIRG, Mathura:

- Visit to Nutrition, feed resources and products technology division at CIRG, Mathura.
- Training on number of technologies developed at CIRG

### Day 7: CIRG, Mathura.

- Visit to goat health division at CIRG.
- Interaction with technical staff on common practices and care to be taken while running goat industry.
- Training on physiology and reproduction management system.

### Day 8: Farm visit to local progressive entrepreneurs.

- Exposure visit to nearby goat farms in Mathura area.
- Interaction with local farmers regarding technical issues in goatry industry.

### Day 9: Mathura.

- Summing up of visit, discussions and distribution of certificates to the trainees.
- A day for local travel to the places of interest.

### Day 10: Back to state Capital.

- Back Journey to state capital.





# CARD Technical Partners for Training and Visit Programs

## Technical Association with :

- KHSPDC, Poojapura, Trivandrum, Kerela
- Directorate of Rice Research, Hyderabad
- National Research Centre for Citrus, Nagpur
- Punjab Agriculture University, Ludhiana, Punjab
- Central Plant Protection Training Institute, Hyderabad
- Indian Agriculture Research Institute (IARI), New Delhi
- National Research of Grapes, Hesaraghatta, Bangalore
- Maharashtra State Agricultural Marketing Board, Pune
- Indian Veterinary Research institute (IVRI), Bareilly, UP
- Karnataka State Horticulture Mission, Lalbagh, Bangalore
- Jain Irrigation System Pvt. Limited, Jalgaon, Maharashtra
- National Dairy Research Institute (NDRI), Karnal, Haryana
- Haryana Veterinary Training Institute, Panchkula, Haryana
- Central Institute of Agricultural Engineering (CIAE), Bhopal, MP
- Central Food Technological Research Institute (CFTRI), Mysore
- Central Coffee Research Institute (CCRI), Chikmanglur, Karnataka
- Central Farm Machinery Training and Testing (CFMTT), Budni, MP
- State Institute of Agriculture Management (SIAM), Jaipur, Rajasthan
- M.R. Morarka GDC Rural Research Foundation, Jaipur, Rajasthan
- National Institute of Agriculture Marketing (NIAM), Jaipur, Rajasthan
- National Research Centre for Onion & Garlic, Rajguru Nagar, Pune
- National Research Centre for Mushroom (NRCM), Chamba, HP
- National Research Centre for Grapes, Manjri Farm, Solapur Road, Pune
- National Institute of Rural Development (NIRD), Rajendranagar, Hyderabad
- National Institute of Agricultural Extension Management (MANAGE), Hyderabad
- Chaudhary Charan Singh (CCS) Haryana Agricultural University, Hissar, Haryana
- Central Institute of Post Harvest Engineering and Technology (CIPHET), Ludhiana
- Centre for Water Resource Development and Management (CWRDM), Kasargod, Kerala
- International Crop Research Institute for Semi-Arid Tropics (ICRISAT), Patancheru, Hyderabad
- Dr. Y S Parmar University of Horticulture & Forestry, Nauni, Solan, Himachal Pradesh
- Central Tuber Crop Research Institute (CTCRI), Sreekaraiyampatti, Trivandrum, Kerala
- Chandra Shekhar Azad University of Agriculture and Technology, Kanpur, UP
- Central Potato Research Institute (CPRI), Kufri, Shimla, Himachal Pradesh
- Indian Institute of Spices Research (IISR), Calicut, Kozhikode, Kerala
- Central Plantation Crop Research Institute (CPCRI), Kasargod, Kerala
- Indian Institute of Horticultural Research, Hesaraghatta, Bangalore
- Directorate of Rapeseed-Mustard Research, Bharatpur, Rajasthan
- Central Institute for Cotton Research (CICR), Ahmedabad, Gujarat
- Jai Research Foundation for Sugarcane Cultivation, Vapi, Pune
- Directorate of Oil seed Research, Rajendranagar, Hyderabad
- National Research Centre for Groundnut, Junagadh, Gujarat
- Anand Agriculture University (AAU), Ahmedabad, Gujarat
- Cotton Cooperation of India Limited, Ahmedabad, Gujarat
- Directorate of Wheat Research (DWR), Karnal, Haryana
- Central Soil Salinity Research Institute, Karnal, Haryana
- Indian Institute of Pulse Research Institute, Kanpur, UP
- Project Directorate on Cattle, Modipuram, Meerut, UP
- Indian Institute of Vegetable Research, Varanasi, UP
- College of Veterinary Science, Hissar, Haryana
- Gujarat Agricultural University, Junagadh, Gujarat
- University of Agriculture Sciences, Bangalore
- ANGR Agriculture University, Hyderabad
- Vasantdada Sugar Institute (VSI), Pune



## Vision

*To play a vibrant role in the national endeavour of developing India through agriculture led transformation; and participate in addressing environment, policy, technology, resource and information related issues for livelihood security and improving the quality of life of rural masses.*

## Objectives

### To act as a



*source of information*

सूचना के स्रोत



*platform for rural growth*

ग्रामीण समृद्धि के मंच



*medium of education and awareness*

शिक्षा के माध्यम एवं जागरूकता के प्रतीक



*catalyst for agricultural development*

कृषि विकास के उत्प्रेरक



*facilitator in decision making*

नीति निर्धारण में प्रभावी



*bridge between rural and urban masses*

शहरी एवं ग्रामीण दूरी को कम करना



## Initiative

CARD as the premier organization facilitating agricultural developments in the country, takes one more pioneering lead to organize a domestic horticultural learning and exposure tour for the farmers through inter state visit program. From the study Tour, farmers will get an exposure to the latest horticulture management practices, advanced forms of cultivation, technology employment, market chain, value addition activities etc., which they could explore applying in their farms for better resource management, productivity and quality, crops diversification, marketing and value addition. The proposed study tour includes visits to various sites of horticulture advancements, including farms, institutions, markets, research and agro processing centres.



# CARD Management Board



Dr. M.S. Swaminathan  
Chairman  
M.S. Swaminathan Foundation



Sh. Kapil Mehan  
Chief Operating Officer  
Tata Chemicals Ltd.



Prof. V.L. Chopra  
Ex Member  
Planning Commission



Sh. Y.C. Nanda  
Former Chairman  
NABARD



Dr. Panjab Singh  
Former DG,  
ICAR and VC, BHU



Ms. Purvi Mehta  
Director  
Science Ashram



Suneh P. Prabhu  
Former Union Minister of  
Environment & Forest  
and Chemicals & Fertilizers



Sh. Jai Shroff  
Executive Director  
United Phosphorus Ltd.



Sh. Balil Singhal  
Chairman  
Pesticide India Ltd.



Dr. K.S. Aulakh  
Ex Vice Chancellor  
Punjab Agriculture University



Dr. P.L. Gautam  
Chairman  
National Biodiversity Authority



Sh. Darshan Lal  
Vice President  
All India Crop Biotech Association



Dr. R.B. Singh  
Former ADG - Asia Pacific, FAO



Sh. J.N.L. Shrivastava  
Executive Director  
IFFCO Foundation



Dr. K.L. Chadha  
President  
Horticultural Society of India




Sh. Vijay Sandana  
Director  
Centre for International Trade in Agriculture



# CARD Linkages and Network

## Linkages




## Nationwide network





# कृषि टुडे

ग्रामीण भारत की सम्पूर्ण पत्रिका



## SUBSCRIPTION TARIFF (12 issues)

INSTITUTIONS & LIBRARY	Rs.400/-
COMPANIES	Rs.300/-
INDIVIDUALS	Rs.240/-

(For bulk Subscriptions, payment should be made by a single cheque/DD in favour of Krishi Today payable at New Delhi. It should be accompanied by the list of addresses for direct dispatch of the magazine.)

## Krishi Today

Connecting farmers

A-10, Sector-19, Noida - 201301

Ph: 0120-2519630, 4224861, Fax: 0120-2519628

E-mail: [krishi@agriculturetoday.in](mailto:krishi@agriculturetoday.in)



# COSTS AND PACKAGES

## Category 1: Farmers' Exposure Program as per ATMA and NHM norms

Rs. 600/- per farmer per day basis for 10 days (including journey period) + 10% Service Charges extra

### Tour Inclusions:

- Train journey by sleeper class
- All veg meals as per the availability at government guest houses
- Accommodation on dormitory basis
- First aid box / medical aid provision in case of emergency
- Ordinary bus service for local travelling
- Training certificate and relevant learning materials
- Limited service of Technical Manager

## Category 2: Farmers' Training and Exposure Visit Package

Rs. 900/- per farmer per day basis for 10 days (including journey period) + 10% Service Charges extra

### Tour Inclusions:

- Train journey by sleeper class
- AC 3 train journey for two officers
- Guest house accommodation on twin sharing room basis for officials and dormitory for farmers
- All veg meals as per the availability at government guest houses
- Surface transportation in luxury coaches 2X2
- Training materials, literature, audio video presentations and CDs on relevant crops
- An arrangement of technical visits, demonstrations and farms visits etc.
- Training certificates, mementos and a kit bag with other relevant material
- First aid box with essentials medicines etc.
- Sight seeing
- Arrangement of personal escorting by Technical Manager

## Category 3: Executives/Officials and Extension Functionaries Package

Rs. 1200/- per person per day basis for 10 days (including journey period) + 10% Service Charges extra

### Tour Inclusions:

- AC 3 train journey for all officials/executives
- Guest house accommodation on twin sharing room basis for all.
- All veg/non-veg meals as per the availability at government guest houses
- Surface transportation in luxury coaches 2X2
- Training materials, literature, audio video presentations and CDs on relevant crops
- An arrangement of technical visits, demonstrations and farms visits etc.
- Training certificates, mementos and a kit bag with other relevant material
- First aid box with essentials medicines etc.
- Sight seeing
- Arrangement of personal escorting by Technical Manager

### Payment Terms:

100% payment to be made by DD in favour of Centre for Agriculture and Rural Development (CARD) payable at New Delhi

---

***For more details/clarification on above packages, kindly contact:***

---

### **Centre for Agriculture and Rural Development (CARD)**

A-10, 2nd Floor, Sector 19, Noida - 201301, Ph: 0120-2519630 / 4224861

Mobile: 9311469845, Fax: 0120-2519628

Email: [agritours@card.org.in](mailto:agritours@card.org.in), [director@card.org.in](mailto:director@card.org.in)

Website: [www.card.org.in](http://www.card.org.in)





## Booking and Response Form:

### 1. Name and address of the Agency/District/ Department/Organisation

.....  
 .....  
 .....

**Details of the Contact Person /Officials :** Name .....  
 Designation .....  
 Phone .....  
 Mobile.....  
 Fax .....  
 E-mail .....

### 2. Please mention the Scheme name for Interstate farmer Tour (NHM/ATMA/TMNE/RKVY/Other)

.....

### 3. Please mention Areas of Interest:

- Agriculture
- Horticulture
- Live stock
- Training cum Capacity Building

### 4. Please mention farmers' details for Training / Exposure Visits:

Total Number of farmers / Trainees:.....

*\*\* Listing format is overleaf*

### Package selected

- **Officials/Extension Personnel Exposure cum Training Programme :**  
 (Rs 1200/- per farmers +10% SC)
- **Exposure Visit and Training** (Rs 900/- per farmers +10% SC)
- **Only Exposure Visit programme** (Rs 600/- per farmers +10% SC)

### 5. Total amount payable Rs .....

**All payments by Demand Draft only, in favour of "Centre for Agriculture and Rural Development", payable at New Delhi. Please add 10 % Service Charges extra, as per ATMA/NHM scheme.**

### Payment Details

Demand Draft no..... dated ..... drawn on..... amount  
 Rs..... in favour of Centre for Agriculture and Rural Development, payable at New Delhi.

Date Name

Place Designation

Signature (with seal)



**\*\* farmer list format is overleaf**  
 (Page can be xeroxed for more farmers)







# ADVANCED TRAINING ON AGRICULTURE & HORITCULTURE PRACTICES

Institute of Agribusiness Management, Noida





# Training on Post Harvest Management and Value Addition in Agriculture/Horticulture

## INSTITUTE OF AGRIBUSINESS MANAGEMENT, NOIDA

India is the second largest producer of food next to China and has a very large diversified production system. However post harvest losses continue to be on a very high side and the producers continue to sell their produce in raw form without any value addition. The need of the hour is therefore to encourage introduction of post-harvest technologies to save huge losses during harvest, transportation, storage and distribution of farm produce, besides taking up farm level value added activities for better market price.

Post-harvest management and value addition in farm sector includes primary, secondary, and tertiary processing and operations performed on farm produce. It is to provide longer shelf life, maintain/ improve quality, and enhance form, space and time utility of the produce for food, feed, fibre, fuel and industrial purposes, aimed at reducing losses and fetching better prices to the producer.

The Institute of Agribusiness Management, Noida has been developed with the noble objective to provide holistic solutions to food and agribusiness problems through research, studies, training and human resource development. IABM also provides advanced training to extension functionaries, agriculture officials, agribusiness professionals and progressive farmers on the modern agriculture technologies, post harvest management and value addition in agriculture.

### Highlights of the Training Program

1. To learn modern agriculture technologies.
2. To identify scope for value addition and agribusiness
3. To learn the distribution and value chain
4. To learn about post harvest losses and technology & management solutions
5. To learn about proper marketing channels and market information systems

### Technical Study Tour visits

1. Visits to Indo-Israel project at IARI, New Delhi.
2. Visit to various IARI divisions and farms
3. Visit to National Agriculture Marketing Federation
4. Visit to Sahibabad and Ghaziabad Agri Produce Mandi
5. Visit to Ghazipur Fruits & Vegetables and Poultry market

### Expected outcomes of the event

1. Adoption of advanced practices and use of modern post harvest technologies.
2. Awareness about value addition and its management at farm level Adoption of improved methods and techniques in production and marketing.

#### Day 1: State to Noida, New Delhi

- Travel from state capital to New Delhi.
- Overnight in Noida, New Delhi.

#### Day 2: IABM, Noida

- Imparting knowledge on value addition areas suitable for agribusiness sector
- Training on understanding modern value addition and income supplementing farming like organic

farming, livestock, fisheries, bee keeping and sericulture for small and marginal farmers.

- Overnight in Noida.

#### Day 3: IABM, Noida

- Training on different aspects of agribusiness industries.
- Imparting knowledge to the trainees on farm level basic processing
- Training on Value Added Agriculture and farm level agribusiness
- Overnight in Noida.

#### Day 4: IABM, Noida

- Training on different areas of post harvest losses during harvest, transport, storage and marketing.
- Training on technologies and management tools for reducing losses
- Overnight in Noida.

#### Day 5: IABM, Noida

- Visit to various departments of IARI for practical exposure.
- Visit to Indo-Israel farm at IARI for exposing trainees on modern agriculture.
- Understand the factors influencing production, marketing and trade.
- Overnight in Noida.

#### Day 6: IARI, New Delhi

- Visit to Agri Produce Mandi Sahibabad Ghaziabad
- Visit to Fruits & Vegetable Mandi of Delhi

#### Government at Ghazipur

- Visit Poultry and Meat Mandi of Delhi Government at Ghazipur
- Overnight in Noida.

#### Day 7: Back Journey.

- Back journey to respective destination of trainees.



# Training on Management of Extension System

## INSTITUTE OF AGRIBUSINESS MANAGEMENT, NOIDA

Transforming subsistence agriculture into profitable agriculture is a great challenge before the extension functionaries in India. It is a well known fact that farmers' need for the latest knowledge has risen as the focus shifted from subsistence to profitable agriculture, where as, the knowledge of the public extension functionaries has not enhanced adequately due to their engagement in multifarious activities and lack of opportunities for knowledge and skill up gradation. As a result, the knowledge gap between the challenges ahead and existing capabilities among extension functionaries has been widened. In recent times there has been considerable increase in agricultural extension services provided by private sector in the country. However, its services have been limited to selected regions, crops and enterprises with profitability as a motive. The small and marginal farmers in the less endowed regions with rain fed crops and enterprises are left unattended by these private players, as it does not make a profitable business. It is in this context, the public extension has to continue to cover the wet and dry geographies, all the crops and enterprises promoting sustainable agriculture technologies. Given the scenario, the public extension system continues to play a pivotal role for agricultural growth. The Institute of Agribusiness Management (registered under the Centre for Agriculture and Rural Development Society) has been developed with the noble objective to architect agribusiness professionals to fulfill the demand for the national and global businesses by reorienting management education to keep pace with the changing needs of the agribusiness world. IABM is also planning to provide training to extension functionaries, junior level agriculture officials and some progressive farmers on the modern agriculture technologies like Export Potential in Horticulture.

### Highlights of the training visit:

1. To learn modern agriculture technologies.
2. To identify need for understanding management of extension system for developing agribusiness sector.
3. To learn how to maximize production and income from agriculture sector through proper marketing channels and information.

### Technical Study Tour visits:

1. Institute of Agribusiness Management, IABM, Noida.
2. Visits to Indo-Israel project at IARI, New Delhi.
3. Visit to various IARI divisions and farms

### Expected outcomes of the event:

1. Adoption of advanced practices and use of modern agriculture technologies.
2. Awareness about role of Management in Extension system for agri/horti sector and its future prospectus.
3. Adoption of improved methods, techniques and practices in production, extension and marketing
4. To increase sustainable productivity under intensive agriculture system.

#### Day 1: State to Noida, New Delhi

- Travel from state capital to New Delhi.
- Overnight in Noida, New Delhi.

#### Day 2: IABM, Noida.

- Introductory lecture on management of extension system and its long term benefits.
- Training on natural resource management and optimum use for sustainable crop production.
- Overnight in Noida.

#### Day 3: IABM, Noida:

- Imparting knowledge to trainees on role of extension in developing marketing channels, information systems, integration, cost price spread in major agriculture crops.
- Training on pre and post-harvest operations, assembling, grading, storage, transportation and distribution standards for agri/horti produce.
- Overnight in Noida.

#### Day 4: IABM, Noida

- Training on different aspects of agribusiness industries.
- Imparting knowledge to the trainees on major challenges and future thrust areas.
- Overnight in Noida

#### Day 5: IABM, Noida:

- Training on different areas of agriculture for developing agribusiness industry.
- Imparting knowledge to the trainees on developing agribusiness sector through exploring extension system in rural areas for upliftment of agriculture sector in India.
- Overnight in Noida.

#### Day 6: IARI, New Delhi:

- Visit to various departments of IARI for practical exposure.
- Visit to Indo-Israel farm at IARI for exposing trainees on modern agriculture.
- Understand the factors influencing production, marketing and trade.
- Overnight in Noida.

#### Day 7: Back Journey.

- Back journey to respective destination of trainees.





# Training on High Value Cropping and Diversification of Agriculture

## INSTITUTE OF AGRIBUSINESS MANAGEMENT, NOIDA

Indian agriculture has been undergoing spectacular changes in recent period. These changes are manifestations of large-scale commercialization and diversification taking place in the agricultural sector. They broadly include cultivation of new crops and varieties, increase in the share of area under cash crops, large scale spread of livestock activities and fisheries, pursuance of hi-tech agriculture in the areas of aquaculture, bio-technology, horticulture, processing, etc. The latest changes are basically responses of our agriculture to new economic environment ushered in by the process of liberalization.

Diversification of agriculture, outside the crop sector by way of subsidiary enterprises in animal husbandry, poultry, fisheries, sericulture, etc., has been an important development that accompanied commercialization. There has been acceleration in the commercialization, growth and diversification of agriculture since 1980s, especially during 1990s. The positive feature of this phase of commercialization is the coverage of even small and marginal farmers and backward regions. In making decisions about diversification farmers need to consider whether income generated by new farm enterprises will be greater than the existing activities, with similar or less risk. While growing new crops or raising animals may be technically possible, these may not be suitable for many farmers in terms of their land, labour and capital resources. Moreover, markets for the products may be lacking. Thus, a proper understanding the modalities involved in of utmost importance.

The Institute of Agribusiness Management (registered under the Centre for Agriculture and Rural Development Society) has been developed with the noble objective to architect agribusiness professionals to fulfill the demand for the national and global businesses by reorienting management education to keep pace with the changing needs of the agribusiness world. IABM is also planning to provide training to extension functionaries, junior level agriculture officials, agribusiness professionals and some progressive farmers on the modern agriculture technologies like diversification in agriculture.

### Highlights of the training visit:

1. To learn modern agriculture technologies.
2. To identify need for diversification in agriculture.
3. To identify various sectors of agriculture which can be diversified for enhancing ` farmer's income level.

### Technical Study Tour visits:

1. Institute of Agri Business Management, IABM, Noida. .
2. Visits to Indo-Israel project at IARI, New Delhi.
3. Visit to various IARI divisions and farms

### Expected outcomes of the event:

1. Adoption of advanced practices and use of modern agriculture technologies.
2. Awareness about diversification in agriculture and its future prospectus.
3. Adoption of improved methods, techniques and practices in production, extension and marketing
4. To increase sustainable productivity under intensive agriculture system.

#### Day 1: State to Noida, New Delhi

- Travel from state capital to New Delhi.
- Overnight in Noida, New Delhi.

#### Day 2: IABM, Noida.

- Introductory lecture on diversification in agriculture and its long term benefits.
- Training on natural resource management and optimum use for sustainable crop production.

- Overnight in Noida.

#### Day 3: IABM, Noida:

- Imparting knowledge to trainees on diversification models for agriculture and horticulture crops.
- Training on understanding diversification as a basic tool for small and marginal farmers living in rural areas.
- Overnight in Noida.

#### Day 4: IABM, Noida

- Training on different aspects of agribusiness industries.
- Imparting knowledge to the trainees on major challenges and future thrust areas.
- Overnight in Noida

#### Day 5: IABM, Noida:

- Training on diversification in animal husbandry like poultry, dairy, goatry etc.
- Imparting knowledge to the trainees on fisheries, sericulture, bee keeping as tools for diversification in agriculture.
- Overnight in Noida.

#### Day 6: IARI, New Delhi:

- Visit to various departments of IARI for practical exposure.
- Visit to Indo-Israel farm at IARI for exposing trainees on modern agriculture.
- Understand the factors influencing production, marketing and trade.
- Overnight in Noida.

#### Day 7: Back Journey.

- Back journey to respective destination of trainees.



# Training on Agriculture and Horticulture Marketing

## INSTITUTE OF AGRIBUSINESS MANAGEMENT, NOIDA

In making decisions about diversification farmers need to consider whether income generated by new farm enterprises will be greater than the existing activities, with similar or less risk. While growing new agricultural or horticultural crops may be technically possible, these may not be suitable for many farmers in terms of their land, labour and capital resources. Moreover, markets for the products may be lacking. The agricultural marketing system is a link between the farm and the non-farm sectors. In India Agriculture was practiced formerly on a subsistence basis; the villages were self-sufficient, people exchanged their goods, and services within the village on a barter basis. With the development of means of transport and storage facilities, agriculture has become commercial in character; the farmer grows those crops that fetch a better price. Marketing of agricultural produce is considered as an integral part of agriculture, since an agriculturist is encouraged to make more investment and to increase production. Thus there is an increasing awareness that it is not enough to produce a crop or animal product; it must be marketed as well. The marketing function is especially critical in allowing new farmers into the main stream, for their success and sustainability will be determined more by their equitable participation in markets rather than by their increasing competence in production. There should therefore be no doubt that the creation of a prosperous and equitable agricultural sector depends on the agricultural marketing environment. The fact that most of these products are basic foodstuffs, whose price and distribution are considered strategic by governments, also leads to the establishment of statutory institutions within the agricultural marketing sector. The structure and role of these statutory institutions have been cause for many debates by all over the world and thus needs a clear understanding. The Institute of Agribusiness Management (registered under the Centre for Agriculture and Rural Development Society) has been developed with the noble objective to architect agribusiness professionals to fulfill the demand for the national and global businesses by reorienting management education to keep pace with the changing needs of the agribusiness world. IABM is also planning to provide training to extension functionaries, junior level agriculture officials and some progressive farmers on the modern agriculture technologies like role of Agriculture Marketing in modern agriculture.

### Highlights of the training visit:

1. To learn modern agriculture technologies.
2. To identify need for value addition in agribusiness sector.
3. To learn how to maximize production and income from agriculture sector through proper marketing channels and information.

### Technical Study Tour visits:

1. Institute of Agribusiness Management, IABM, Noida.
2. Visits to Indo-Israel project at IARI, New Delhi.
3. Visit to various IARI divisions and farms

### Expected outcomes of the event:

1. Adoption of advanced practices and use of modern agriculture technologies.
2. Awareness about role of agriculture marketing in agri/horti sector and its future prospectus.
3. Adoption of improved methods, techniques and practices in production, extension and marketing
4. To increase sustainable productivity under intensive agriculture system.

### Day 1: State to Noida, New Delhi

- Travel from state capital to New Delhi.
- Overnight in Noida, New Delhi.

### Day 2: IABM, Noida.

- Introductory lecture on role of agriculture marketing in modern agriculture and its long term benefits.
- Training on natural resource management and optimum use for sustainable crop production.

### Day 3: IABM, Noida:

- Imparting knowledge to trainees on marketing channels, information systems, Integration, cost price spread as a tool for rural agriculture development.
- Training on pre and post- harvest operations, assembling, grading, storage, transportation and distribution for marginal farmers.

### Day 4: IABM, Noida

- Training on different aspects of agribusiness industries.
- Imparting knowledge to the trainees on major challenges and future thrust areas.

### Day 5: IABM, Noida:

- Training on different areas of agriculture for developing agribusiness industry.
- Imparting knowledge to the trainees on developing agribusiness sector through good marketing channels in rural areas for upliftment of agriculture sector in India.

### Day 6: IARI, New Delhi:

- Visit to various departments of IARI for practical exposure.
- Visit to Indo-Israel farm at IARI for exposing trainees on modern agriculture.
- Understand the factors influencing production, marketing and trade.
- Overnight in Noida.

### Day 7: Back Journey.

- Back journey to respective destination of trainees.





# Training on Climate Change and Agriculture Management

## INSTITUTE OF AGRIBUSINESS MANAGEMENT, NOIDA

Vulnerability to climate change varies across regions, sectors, and social groups. Understanding the regional and local dimensions of vulnerability is essential to develop appropriate and targeted adaptation efforts. At the same time, such efforts must recognize that climate change impacts will not be felt in isolation, but in the context of multiple stresses. In particular, the dramatic economic and social changes associated with globalization themselves present new risks as well as opportunities. Climate change and globalization are two main processes of global change, and it is assumed that both have major impacts on Indian agriculture. Studies are now conducted by different organization on the effect of climate change and global warming on modern agriculture in India.

The Institute of Agribusiness Management (registered under the Centre for Agriculture and Rural Development Society) has been developed with the noble objective to architect agribusiness professionals to fulfill the demand for the national and global businesses by reorienting management education to keep pace with the changing needs of the agribusiness world. IABM is also planning to provide training to extension functionaries, junior level agriculture officials, agribusiness professionals and some progressive farmers on the modern agriculture technologies like value addition in modern agriculture.

### Highlights of the training visit:

1. To learn modern agriculture technologies.
2. To identify need for understanding Climate change and Agriculture in Indian sector.
3. To learn how to maximize production and income from agriculture sector through proper knowledge.

### Technical Study Tour visits:

1. Institute of Agribusiness Management, IABM, Noida.
2. Visits to Indo-Israel project at IARI, New Delhi.
3. Visit to various IARI divisions and farms

### Expected outcomes of the event:

1. Adoption of advanced practices and use of modern agriculture technologies.
2. Awareness about Climate change Agriculture in India and its future prospectus.
3. Adoption of improved methods, techniques and practices in production, extension and marketing
4. To increase sustainable productivity under intensive agriculture system.

#### Day 1: State to Noida, New Delhi

- Travel from state capital to New Delhi.
- Overnight in Noida, New Delhi.

#### Day 2: IABM, Noida.

- Introductory lecture on Climate change and its effects on modern Indian Agriculture.
- Training on natural resource management and optimum use for sustainable crop production.
- Overnight in Noida.

#### Day 3: IABM, Noida:

- Imparting knowledge to trainees on different cropping system which can be adopted according to climate changes in near future.
- Training on understanding Global warming and how it is affecting different sectors of agribusiness like fruit production, sericulture and fisheries.
- Overnight in Noida.

#### Day 4: IABM, Noida

- Training on different aspects of agribusiness industries.
- Imparting knowledge to the trainees on major challenges and future thrust areas.
- Overnight in Noida

#### Day 5: IABM, Noida:

- Training on different areas of agriculture for developing agribusiness industry according to changing climate.
- Imparting knowledge to the trainees on developing agribusiness sector in rural areas for upliftment of agriculture sector in India.
- Overnight in Noida.

#### Day 6: IARI, New Delhi:

- Visit to various departments of IARI for practical exposure.
- Visit to Indo-Israel farm at IARI for exposing trainees on modern agriculture.
- Understand the factors influencing production, marketing and trade.
- Overnight in Noida.

#### Day 7: Back Journey.

- Back journey to respective destination of trainees.



# Training on Information and Communication Technology in Agriculture/Horticulture

## INSTITUTE OF AGRIBUSINESS MANAGEMENT, NOIDA

Since the Green Revolution, Indian agriculture has been progressing steadily in terms of productivity and growth despite various challenges before it. Modern farming practices and inclusive technologies have been implemented in many parts of rural India to foster rural growth. Wireless communication networks and GIS-based agro-software technology are reaching rural India giving them access to vital and updated information on weather, farming technologies, latest know-how, commodity prices, market trends, international trade, etc. The application of Information and Communication Technology (ICT) in agriculture is increasingly important. E-Agriculture is an emerging field focusing on the enhancement of agricultural and rural development through improved information and communication processes. More specifically, e-Agriculture involves the conceptualization, design, development, evaluation and application of innovative ways to use information and communication technologies (ICT) in the rural domain, with a primary focus on agriculture. E-Agriculture is one of the action lines identified in the declaration and plan of action of the World Summit on the Information Society (WSIS). The Indian agricultural sector is leveraging the Information and Communication Technologies (ICT) to disseminate the right information at the right time. The cost factor in face-to-face information dissemination and the difficulties in reaching the target audiences have necessitated the introduction of ICT in agriculture. As ICT helps in information dissemination in less time with effective ways of communication, its implications cannot be ignored. There is a great scope to implement ICT in order to communicate and integrate the complete agri-food supply chain, as the e-choupals are doing in Madhya Pradesh to procure soyabean.

At present, the ratio of the farmers to the extension worker is 1000:1, which is really very less. Although the appointed Village Local Workers (VLWs) disseminate the information, they hardly accept any accountability. These two issues have created the urgency to help and guide the poor farmers properly. The cost factor in face-to-face information dissemination at the right time, and the difficulties in reaching the target audiences, has also created the urgency to introduce ICT. It is only by the introduction of ICT that information can also be upgraded at the least cost. There are several models of ICTs in Indian agriculture, which have made a significant difference.

### Highlights of the training visit:

1. To learn modern agriculture technologies.
2. To identify need for role of ICT in agribusiness sector.
3. To learn how to maximize production and income from agriculture sector through proper information system.

### Technical Study Tour visits:

1. Institute of Agribusiness Management, IABM, Noida. .
2. Visits to Indo-Israel project at IARI, New Delhi.
3. Visit to various IARI divisions and farms

### Expected outcomes of the event:

1. Adoption of advanced practices and use of modern agriculture technologies.
2. Awareness about ICT in agri/horti sector and its future prospectus.
3. Adoption of improved methods, techniques and practices in production, extension and marketing
4. To increase sustainable productivity under intensive agriculture system.

### Day 1: State to Noida, New Delhi

- Travel from state capital to New Delhi.
- Overnight in Noida, New Delhi.

### Day 2: IABM, Noida.

- Introductory lecture on integrated Communication Technology in modern agriculture and its long-term benefits.

- Training on natural resource management and optimum use for sustainable crop production.

### Day 3: IABM, Noida:

- Imparting knowledge to trainees on present ICT systems currently in operation in India.
- Training on understanding e-agriculture tools for small and marginal farmers.

### Day 4: IABM, Noida

- Training on different aspects of agribusiness industries.
- Imparting knowledge to the trainees on major challenges and future thrust areas.

### Day 5: IABM, Noida:

- Training on different areas of agriculture for developing agribusiness industry.
- Imparting knowledge to the trainees on developing ICT systems in rural areas for upliftment of agriculture sector in India.

### Day 6: IARI, New Delhi:

- Visit to various departments of IARI for practical exposure.
- Visit to Indo-Israel farm at IARI for exposing trainees on modern agriculture.
- Understand the factors influencing production, marketing and trade.

### Day 7: Back Journey.

- Back journey to respective destination of trainees.





# Training on Codex standards for Agriculture / Horticulture exports

## INSTITUTE OF AGRIBUSINESS MANAGEMENT, NOIDA

**C**odex, which is short for "Codex Alimentarius", the Latin term for "food code" is an international food standards code developed by the Codex Alimentarius Commission (CAC), with its secretariat at Rome. India has made significant strides over the past several decades in food production and in the export and health sectors. India is number one in the production of milk, sugarcane, cashew and spices and the second largest producer of rice, wheat, pulses, fruits (after Brazil) and vegetables (after China). But the share of the global export basket is less than three per cent. There are several key issues that require attention. These include the lack of institutional coordination, a shortage of technical skills and equipment, the lack of updated standards, an absence of a responsive monitoring system, the lack of awareness of safety and quality control issues on the part of the food handlers in the organized and unorganized sectors of this industry, an increasing incidence of food-borne diseases, the emergence of newer vibrant pathogens, the entry of Genetically Modified (GM) food and an increased import of food products following the setting up of the WTO. The Institute of Agribusiness Management (registered under the Centre for Agriculture and Rural Development Society) has been developed with the noble objective to architect agribusiness professionals to fulfill the demand for the national and global businesses by reorienting management education to keep pace with the changing needs of the agribusiness world. IABM is also planning to provide training to extension functionaries, junior level agriculture officials and some progressive farmers on the modern agriculture technologies like Codex as a Food Safety Standard in modern agriculture.

### Highlights of the exposure visit:

1. To learn modern agriculture technologies.
2. To identify need for Codex as food and safety standards in agribusiness sector.
3. To learn how to maximize production and income from agriculture sector through proper food and safety standards.

### Technical Study Tour visits:

1. Institute of Agribusiness Management (IABM), Noida
2. Visits to Indo-Israel project at IARI, New Delhi.
3. Visit to various IARI divisions and farms

### Expected outcomes of the event:

1. Adoption of advanced practices and use of modern agriculture technologies.
2. Awareness about role of Codex in agri/horti sector and its future prospectus.
3. Adoption of improved methods, techniques and practices in production, extension and marketing
4. To increase sustainable productivity under intensive agriculture system.

### Tentative Itinerary:

#### Day 1 & 2: State to Noida, New Delhi

- Travel from state capital to New Delhi.
- Overnight in Noida, New Delhi.

#### Day 2: IABM, Noida.

- Introductory lecture on Codex and food safety standards in modern agriculture and its long term

benefits.

- Training on natural resource management and optimum use for sustainable crop production.

#### Day 3: IABM, Noida:

- Imparting knowledge to trainees on food and safety standards as described by Codex Alimentarius Commission, Rome.
- Training on understanding food standards like organic production, pesticides residues, fat contents, protein contents etc.

#### Day 4: IABM, Noida

- Training on different aspects of agribusiness industries.
- Imparting knowledge to the trainees on major challenges and future thrust areas.

#### Day 5: IABM, Noida:

- Training on different areas of agriculture for developing agribusiness industry.
- Imparting knowledge to the trainees on developing food and safety standards for small agribusiness industries for agriculture and rural development.

#### Day 6: IARI, New Delhi:

- Visit to various departments of IARI for practical exposure.
- Visit to Indo-Israel farm at IARI for exposing trainees on modern agriculture.
- Understand the factors influencing production, marketing and trade.

#### Day 7: Back Journey.

- Back journey to respective destination of trainees.



# Training on Value Addition and Agribusiness

## INSTITUTE OF AGRIBUSINESS MANAGEMENT, NOIDA

The small holders, mostly poor in rural areas, have been dependent on natural resources for their livelihoods. It has been observed that due to overexploitation of natural resources available and accessible to them, the primary production activities (agriculture and animal husbandry) carried out by them are under increasing threats of sustainability. To a great extent, some of these problems can also be attributed, to the increasing costs of external inputs, lack of marketable surpluses from their existing cropping patterns and some of the so-called modern agricultural technologies and practices such as small range of short duration crops, excessive use of chemicals and mechanization of farm operations. Poor productivity and low incomes have deprived them from making any investments either on their land for productivity improvements or for any other value addition activities.

The Institute of Agribusiness Management (registered under the Centre for Agriculture and Rural Development Society) has been developed with the noble objective to architect agribusiness professionals to fulfill the demand for the national and global businesses by reorienting management education to keep pace with the changing needs of the agribusiness world. IABM is also planning to provide training to extension functionaries, junior level agriculture officials and some progressive farmers on the modern agriculture technologies like value addition in modern agriculture.

### Highlights of the exposure visit:

1. To learn modern agriculture technologies.
2. To identify need for value addition in agribusiness sector.
3. To learn how to maximize production and income from agriculture sector through proper value addition

### Technical Study Tour visits:

1. Institute of Agribusiness Management, IABM, Noida
2. Visits to Indo-Israel project at IARI, New Delhi.
3. Visit to various IARI divisions and farms

### Expected outcomes of the event:

1. Adoption of advanced practices and use of modern agriculture technologies.
2. Awareness about value addition in agri/horti sector and its future prospectus.
3. Adoption of improved methods, techniques and practices in production, extension and marketing
4. To increase sustainable productivity under in tensive agriculture system.

### Tentative Itinerary:

- Day 1 & 2: State to Noida, New Delhi
- Travel from state capital to New Delhi.
  - Overnight in Noida, New Delhi.

### Day 2: IABM, Noida.

- Introductory lecture on value addition in modern agriculture and its long term benefits.
- Training on natural resource management and optimum use for sustainable crop production.

### Day 3: IABM, Noida:

- Imparting knowledge to trainees on value addition areas suitable for agribusiness sector for rural areas.
- Training on understanding modern value addition tools like organic farming, livestock, fisheries, bee keeping and sericulture for small and marginal farmers.
- Overnight in Noida.

### Day 4: IABM, Noida

- Training on different aspects of agribusiness industries.
- Imparting knowledge to the trainees on major challenges and future thrust areas.
- Overnight in Noida

### Day 5: IABM, Noida:

- Training on different areas of agriculture for developing agribusiness industry.
- Imparting knowledge to the trainees on developing agribusiness sector in rural areas for upliftment of agriculture sector in India.
- Overnight in Noida.

### Day 6: IARI, New Delhi:

- Visit to various departments of IARI for practical exposure.
- Visit to Indo-Israel farm at IARI for exposing trainees on modern agriculture.
- Understand the factors influencing production, marketing and trade.
- Overnight in Noida

### Day 7: Back Journey.

- Back journey to respective destination of trainees.





# ABOUT IABM

## Institute of Agribusiness Management, Noida



*"Strong lives are motivated by dynamic purposes"*

The Institute of Agribusiness Management, NOIDA is the first agribusiness institute in NCR region started in the year 2007. It has been developed to architect agribusiness professionals with the knowledge of systematic observation and analytical skills needed to take effective charge of the new agricultural economy. It offers a full time two years diploma in agribusiness, industry collaborative short term courses, Government sponsored agribusiness entrepreneurship programs and training under various modules on agriculture, horticulture and allied sectors. The training methodology is by case studies with subsequent lectures, seminars and group work and field projects, all of which emphasize the application of theoretical training to understanding the practical problems and complexities of the field of agriculture and agribusiness faced today and what is likely to be faced in the future. The program shall stress upon the management skills like communication, decision-making, leadership, discipline and teamwork.

The program provides a field based experience for the prospective trainees under the supervision of qualified personnel from both the institute, corporate and agriculture system. The training programs are more participatory with a practical approach to problem solving. The program courses are designed with an objective of developing deeper understanding of advanced practices and systems to transcend the functional barriers in the execution of these projects. The institute focuses on developing the innovative programs and will keep on updating it to enhance the cross-cultural experience by imparting the learning of cutting edge advances to achieve excellence in today's global economy.



# INFRASTRUCTURE

"Management is a Motivation"



**Class- rooms** - The air- conditioned class rooms, which are well equipped with state of art audio- video aids, which make the teaching as well as learning effective.

**Library-** Library is fully equipped with national and international books, journals, and magazines related to management, agriculture and agribusiness. There is strong focus on digital way of learning and the library has strong collection of CDs and on-line access.

**Internet Cafeteria-** At IABM, computers have been installed with internet facility to access high speed data. Various agribusiness sites have been subscribed to enable Trainees to access primary data and information on agriculture and agribusiness.

**Seminar Room-** Seminar room for a combined sitting with a capacity of 125 trainees for interaction with top brasses from corporate and government sector from field of management and agriculture.

**Accommodation and hostel facility-** IABM provides food and accommodation facilities to all the trainees on sharing basis..

## Extra curricular activities-

Apart from the above, IABM, NOIDA provides foreign study tour to top scoring students. IABM, NOIDA conducts various academic and cultural activities like Management Quiz, Debate Competitions, Annual Functions, Sports Day, etc. from time to time.



# Institute of Agribusiness Management, Noida

## VISION

To make IABM a dynamic, vibrant, value based learning organization comprising exceptionally skilled, highly motivated & committed professionals who facilitate seamless transformation of our trainees towards performing in a space of excellence. It is also to provide an academically and physically challenging, high quality education and training within a caring, safe and stimulating environment where all members of our community are committed towards a shared value system and a common cause.

## MISSION

To groom, nurture and develop young talent into competent, confident and professional managers by bridging the knowledge, skills and attitudinal gaps by providing Executive Coaching and Training of exceptional quality through trainers who are constantly evolving to achieve their highest potential and are empowering others to do the same. And thus to mould the energetic lot a self started, self motivated, risk taking professionals, who will be pioneer in new managerial practices, business ethics and generate new Ideas so as to be able to perform greater managerial roles in dynamic business and economic situations.

## OBJECTIVE

- To provide high class education with training facility to the students, trainees and people from corporate so as to equip them make big careers in agribusiness and rural marketing areas.
- To help acquire and promote knowledge through market oriented and location specific research work in the relevant fields and to disseminate such knowledge through publications, training, seminars and counseling.
- To help enhance the decision making skills and the management competence of the stakeholders in agriculture and agribusiness professionals through training programs.

REGULAR FACULTY	1) Mr. Nalin Rawal B.Sc. Ag., MBA	GUEST FACULTY	1 Dr. Vineet Malaviya, VP, Reliance Retail Ltd.
	2) Mr. Ashok Khosla BE, MBA		2 Mr. Rajeev Dhar, CEO, ISAP
	3) Mr. Pinaki Ranjan Dey B.Sc. Ag., PGBIM		3 Mr. Sunil Khairnar, CEO, Agri Watch
	4) Mr. Amitav Dutta B.Sc. Ag., MBA		4 Mr. Varun Arya, Director, Aravali Institute of Management
	5) Dr. Kavita Bhardwaj Ph. D (Horti)		5 Mr. B.B. Pattanaik, CMD, CWC
	6) Dr. Sandeep Ph. D (Agri)		6 Mr. Y.C. Nanda, Chairman, AFC
	7) Mr. Bedanga Bordoloi M.Sc. Ag., PGDABM		7 Mr. Sanjeev Asthana, CEO, Reliance Retail Ltd.
	8) Ms. Sanjeeta B. Sc. Ag., MBA		8 Mr. Kalyan Chakravarty, VP, Yes Bank
	9) Mr. Anuj Nanda FCA		9 Mr. S.W. Akhtar, VC, Integral University
	10) Mr. Kamal Mehrotra MBA		10 Mr. A.K. Goel, Spl. Chief Secy, Govt of AP
	11) Mr. Sunder Sen MBA		12 Mr. Hitesh, Training Head, MCX
	12) Ms. Srirupa Mukherjee MBA		13 Mr. Subhash Chatterjee, Associate VP, Axis Bank
			14 Mr. Anupam Mishra, Director, Forward Markets Commission
			15 Mr. Bhashyam Seshan, Chief, Knowledge Management, NCDEX Ltd.
			16 Mr. Alok Agrawal, ED, Polar Industries Ltd.
			17 Mr. M.S. Grewal, Member, CACP, Ministry of Agriculture
			18 Mr. Sandeep Dubey, Director, ICFAI, Faridabad
			19 Mr. AP Sinha, GM- Marketing, Pesticides India
			20 Mr. RK Mittal, Agriculture Production Commissioner, UP
			21 Mr. Dr. VP Sharma, Director, MANAGE
			22 Dr. Javed Akhtar, Dean - FMS, AMU, Aligarh
			23 Mr. Kamal Kumar, GM, Dhanuka Agrotech Limited
			24 Mr. SS Manhas, Director, Syngenta India Limited
			25 Mr. KS Narayanaswamy, CEO, Geo Seeds P. Limited



# OUR PATRONS

*"Small opportunities are often the beginning of great enterprises"*

Almost every major Agribusiness company is our client

IABM thus enjoys a unique advantage in industry linkage











# Training Program at IABM



**Centre for Agriculture and  
Rural Development**

**In collaboration with**

**Institute of Agribusiness  
Management**



## Booking and Response Form:

**1. Name and address of the Agency/District/ Department/Organisation**

.....  
.....  
.....

**Details of the Contact Person /Officials :** Name .....  
Designation .....  
Phone .....  
Mobile.....  
Fax .....  
E-mail .....

**2. Please mention the Scheme name for Interstate farmer Tour (NHM/ATMA/TMNE/RKVY/Other)**

.....

**3. Please mention the chosen Training Modules**

- .....
- .....
- .....

**4. Please mention trainees details for Training Programme**

Total Number of trainees:.....

*\*\* Listing format is overleaf*

**Package selected**

- **Executive Training Programme** : (Rs 1200/- per farmers +10% SC)
- **Exposure Visit and Training** (Rs 900/- per farmers +10% SC)
- **Farmers' Training Programme** (Rs 600/- per farmers +10% SC)

**5. Total amount payable Rs .....**

**All payments by Demand Draft only, in favour of "Centre for Agriculture and Rural Development", payable at New Delhi. Please add 10 % Service Charges extra, as per ATMA/NHM scheme.**

**Payment Details**

Demand Draft no..... dated ..... drawn on..... amount  
Rs..... in favour of Centre for Agriculture and Rural Development, payable at New Delhi.



Date Name  
Place Designation

Signature (with seal)

**\*\* farmer list format is overleaf**  
(Page can be xeroxed for more programmes)



INSTITUTE OF AGRIBUSINESS MANAGEMENT







# EXCELLENCE

IS WHAT WE AIM  
EXCELLENCE WHAT WE PRACTICE

## SERVICES THAT WE RENDER

- Capacity building programs
- Development of training modules
- Agri- entrepreneurship development program
- Market research and strategy formulations for corporate
- Training programs in agribusiness and rural marketing
- Two years full time Post Graduate Program in Agribusiness Management
- Training centers for various corporate and governmental organization
- Study and examination centers for universities and colleges



## OBJECTIVES

- Provide high class education and training to the various stakeholders in agribusiness industry as students, policy makers, corporate, Financial institutions, NGO's and people from other allied sectors
- Enhance decision making skills and the management competence.
- Create a change in organizational culture by empowering employees and associates through skill up gradation.

## HIGHLIGHTS

- First agribusiness institute in NCR (National Capital Region).
- Co-promoted by agribusiness industry with top corporate as its patrons.
- Renowned guest and visiting faculties with NCR advantage.
- IABM, NOIDA Board comprised of top experts and industry CEOs.
- ISO 9001:2000 quality certified institute with high standards of academics.
- Affiliated with UGC approved, Integral University, Lucknow.
- IABM campus and all its hostels are fully wi-fi enabled.
- Infrastructure available for training of about 250 people at a time.
- Cost-effective.



## INSTITUTE OF AGRIBUSINESS MANAGEMENT

D - 159, Sector 63, Noida, Ph. 0120 - 4221143 Fax 0120 - 4221146  
E-mail: [info@iabm.in](mailto:info@iabm.in) [director@iabm.in](mailto:director@iabm.in) Site: [www.iabm.in](http://www.iabm.in)



[illegible]






## Glimpses of CARD's Exposure & Training Programs










# Farmers Study Tour Programs



Exploring places & Training on New  
Agri/Horti Technologies, Innovations and Practices



For details, please visit us at:

[www.card.org.in](http://www.card.org.in)



or write to us at:

The Technical Manager  
Centre for Agriculture and Rural Development  
A-10, Sector - 19, Noida - 201301  
Ph: 0120-2519630, 4224861 (M) 9311469845  
Email: [agritours@card.org.in](mailto:agritours@card.org.in), [director@card.org.in](mailto:director@card.org.in)